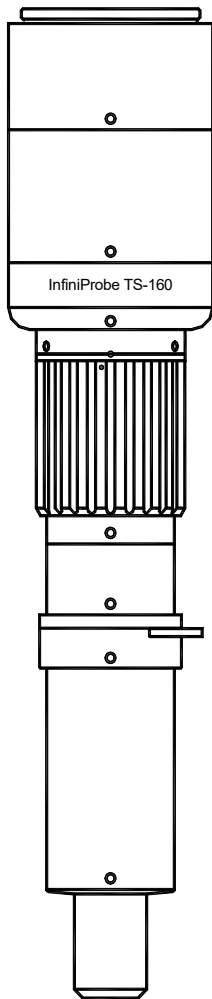
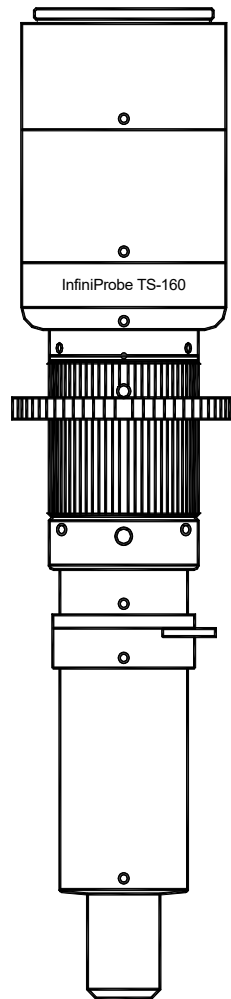


INFINIPROBE™ TS-160

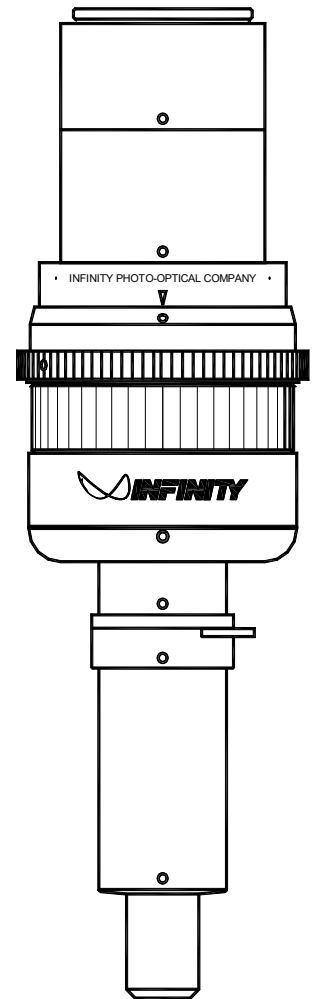
Universal Imaging Systems



STANDARD



ROBUSTO-LITE™



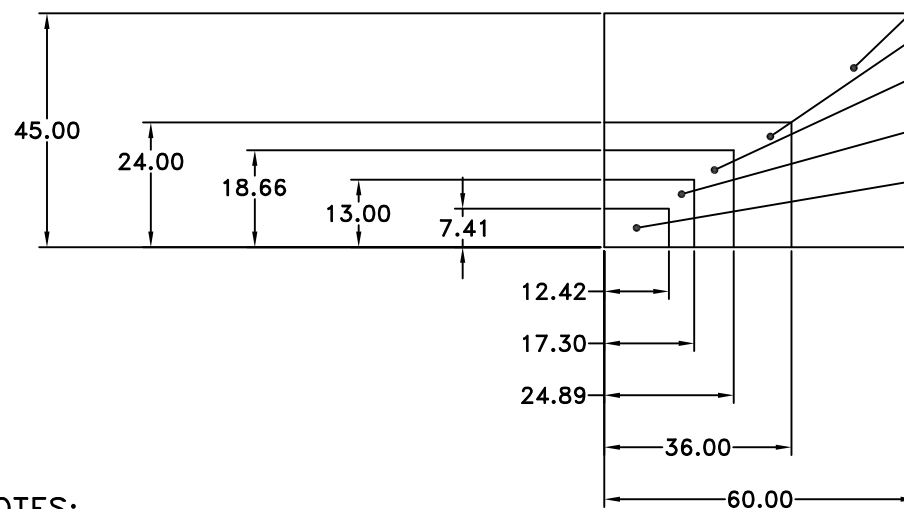
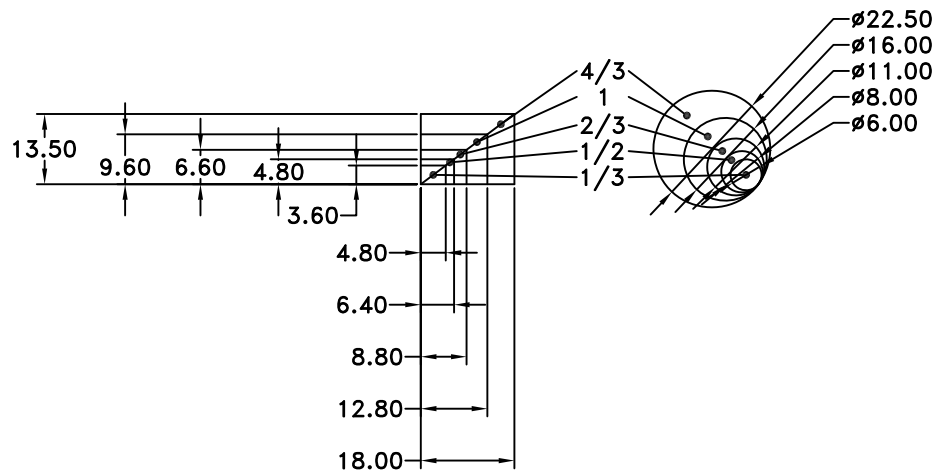
ROBUSTO™



Photo-Optical Company • *Manufacturers of precision optical instruments.*

7108-D South Alton Way, Centennial, CO 80112 • Tel: (303) 440-4544 • Fax: (303) 440-4144 • E-mail: info@infinity-usa.com • Web: www.infinity-usa.com

Copyright 2021 Infinity Photo-Optical Company. All Rights Reserved



NOTES:
1. SENSOR SIZE & IMAGE CIRCLE
IN MILLIMETERS.

REVISIONS				
ZONE	REV	DESCRIPTION	DATE	APPROVED

ALL DIM ARE mm
[inches] AND ARE FOR
REFERENCE ONLY AND
ARE SUBJECT TO
CHANGE.

INFINITY Photo-Optical Company
www.infinity-usa.com

SENSOR SIZE AND IMAGE CIRCLE

Date: 08/27/21 MB

SIZE
B

FSCM NO.

DWG NO.

REV

Modified:

SCALE 1:1

-

SHEET 1 OF 1

INFINIPROBE™ TS-160 INSTRUCTIONS FOR USE

You are about to experience a radically new approach to Photo and Cine imaging. It has a Variable Iris, but no f/stops and it focuses internally without any changes to its outer dimensions. It ranges magnification from 0 to as much as 16x. Almost any camera up to and including those with 35mm sensors can be used with it. It may be a "counter-intuitive" experience even to *experienced* photographers. It is the InfiniProbe TS-160 from Infinity Photo-Optical Company.

Now, a single lens can be used for imaging from MICRO and MACRO to table-top advertising, motion pictures, and wherever incredible depth of field is demanded.

QUICK-START CHECKLIST: (For Macro and Micro HM)

- 1) Mount the TS-160/camera on any suitable support—from a tripod to a boom stand—and use a suitable form of illumination.
- 2) Move the TS-160 up or down, closer or farther from an object to select a magnification.
- 3) Turn the Focusing Ring to focus on the object.
- 4) Close-down the Variable Iris until you see the *first* "jump" in contrast.
- 5) *Without moving the TS-160*, turn the Focusing Ring to focus *slightly* above and below your originally-chosen plane.
- 6) If you see blurring equal on both sides of focus, STOP and re-focus to the originally-chosen plane. If blurring is not *quite* equal on both sides of focus, *slightly* close-down a bit more until it is.

Once you see blurring equal on both sides of focus, you will have set the *best possible image* from the TS-160.

The TS-160 series consists of three unique, patented internally-focusable microscope bodies which are capable of use for macro, micro and special effects with imaging capabilities beyond any other known optical devices. One Standard and two ROBUSTO TS-160s can be equipped for the artistic and the scientific, from industrial imaging of an assembly or process to the processes of cinematography; from making movies to still portraiture; from capturing the veins on a leaf to documenting vascular surgery. This list could go on and on. Yet in every usage, the quality of the imagery is either world-class, totally unparalleled—or both.

The TS-160's imaging potentials stem from what can be termed its unique, patented Nelsonian® optical configuration. Although constructed with a long front tube facilitating the "immersive experience" when used closely, these lenses should not be confused with endoscopes or borescopes which have a similar probe-like appearance. The TS-160—unlike endo-/borescopes—is *not* a front lens with optical relays progressively transferring the same characteristics as that lens to the camera in order to provide immersive characteristics. Instead, the TS-160 Nelsonian design is a complete microscope devoid of typical relays. The TS-160 is a complete harmony of optical construction and imaging correction. This permits it to do both the unexpected and unique by means of Double Focus (more later) which makes it possible to custom tailor the image from the artistic to the scientific, from strict detail to the creatively ethereal.

Another feature of the TS-160's micro tech is its use of *Nelson Point* correction. The 19th Century English microscopist E M Nelson observed that in microscopes only *one* aperture was best for obtaining the highest quality image. This happens when a sudden jump in contrast happens abruptly as the iris is closed. The TS-160's Iris—(again) unlike other lenses—is not incorporated for use to control light, but primarily to set for the Nelson Point. Although this contrast "jump" happens within a zone established by the object and lighting, a general setting is depicted by a white dot on the Iris housing's engraving where an approximate Nelson Point occurs.

With proper use, your TS-160 will provide years of imaging that individually would require several lenses to do—if at all.

The TS-160 Nelsonian Optical System. The TS-160 consists of a Main Body which contains an internally-focusable optical system, activated by a Focusing Ring which turns 360-degrees. Inside is a provision for 25mm diameter filters (for example, polarizers or fluorescence types). At its rear is at least one T24mm tube which allows access to accessories when it is temporarily removed or exchanged with a mount for use on a stereo microscope stand. A Clamp and optional Mounting Bar are available so that the TS-160 can be mounted on tripods or fixtures via 1/4-20 or two "outboard" M4 taps. A Variable Iris allows contrast and aberrational control.

The InfiniProbe TS-160's optical configuration may be best described as being a continuously-focusable microscope. This means you can focus on any suitable object at a distance and move in to see it become a single frame at great magnification. Instead of being limited to a single working distance, you can choose whatever standoff you wish. You will never lose sight of your object as you focus closer and closer. As you focus, detail (resolution) increases and depth of field gets shallower. If you need more depth of field, just back up to get what you need. The depth of field and magnification are then balanced for best results.

A NOTE ON NELSONIAN SYSTEMS

Another feature of the Nelsonian system is that tremendous depth of field is imparted *without stopping down the aperture responsible for resolution*. Here, using the TS-160 gives the at first *impression* that this is happening. *Not at all*. The resolution provided by the TS-160 would be *impossible* were the system stopped-down. This is why a typical macro lens at f/22 can not hold two objects 34 inches apart in focus whereas the TS-160 can to spare.

So how is it that the image is somewhat darker than other lenses, requiring higher ISO usage? The answer is that the Nelsonian system is a projection system. In other words—a *microscope*. Just as in a cinema, the greater the projection, the less bright the image. In order to fill full format, *both* T30/T24 tubes require a 54mm projection. At its resolving power equal to fill full format, the light throughput is virtually *identical* to that of a laboratory microscope filling the same sized sensor. This is due to the Inverse Square Law. So, for every doubling of projection, *one-quarter* the brightness results. This means that if a Super35 format sensor is used, the T24 tube can be *removed* for less projection that fills that field.

Today, sensors are readily usable at ISO ratings that are essentially noise-free and in the future, almost all will be. This is what has made the application of Nelsonian principles practical. The imagery provided by the TS-160 may at first seem to "defy physics." But it is just the opposite: By carefully taking advantage of modern technological trends, the TS-160 is solidly *based* on physics.

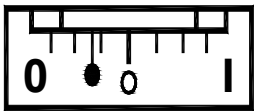
USE WITH MACRO OBJECTIVE

The Macro Objective screws on to the Iris assembly's front instead of the TS-160's other tubular objectives. When attached it focuses the TS-160 from infinity down to 32mm, from 0 to 4x. It's image on a camera is erect—as usual.

The Macro's quality is monitored by the Iris. Generally, the best results are obtained when the Iris is set to the white dot engraved on it. This is what will be explained as being the Nelson Point with the other objectives (see below) and so all attachable lenses on the TS-160 are calculated for best imagery at that setting. However, the Macro will provide reasonably good results more or less open because it operates on somewhat different principles from its tubular stablemates.

USE WITH THE MICRO HM OBJECTIVE

There is only *one* Iris position (with slight tolerances) to which the Micro HM and SFX Lenses (see below) must be set. Using it more closed or more open will not provide optimum results. This iris position sets the Focuser for highest performance. Optically, the Iris is not used for any other real purpose with the Micro HM Objective. The sharpest images will result from adherence to this setting.



Note: This is the most ideal Iris setting for the HM Objective.

ANGLED FRONT OPTIONS

All frontal objectives are designed to initially image directly; however they can be supplemented with either 90° or 45° angular deviations. Interchange is made by using a #2-56 Allen wrench to remove and replace the units. The 90° permits periscopic use, and the 45° permits cameras to be used horizontally to look down upon objects in front.

ACTIVE AND PASSIVE FOCUSING

The various objectives for the TS-160—aside from the Macro—can be focused in two ways: **active** and **passive**. This is yet another uniqueness of Nelsonian optics.

Active focus *converges* on objects. Passive occurs where the focus is set to infinity and *not* at any other setting. The active method should *primarily* be used with the Micro HM objective. The focus ring is turned to acquire a clear image of a selected object. This provides the finest images from 3 meters to 18mm.

PASSIVE FOCUS WITH SFX LENSES

The SFX objectives are *Special Effects* lenses for Cine and Photo uses which are optically corrected to be focused to infinity *and not focused again*. Doing so keeps EVERYTHING IN FOCUS from infinity to mere centimeters (inches) from the lens itself. The following are the ranges in focus for each of the SFX objectives:

Characteristics of the SFX Lenses

SFX-1 (c.100mm FL) - Infinity to c.20 inches

SFX-2 (c.50mm FL) - Infinity to c.6 inches

SFX-3 (c.33mm FL) - Infinity to c.2 inches.

IMPORTANT NOTE:

The **ONLY** front objectives that are **DESIGNED** for close-in **HIGH RESOLUTION** imagery are the **MACRO** and **MICRO HM** types. They produce world-class results. In their respective operating ranges, there is no reason to use any other front objectives on the TS-160 Main Body.

Consequently:

DO NOT USE THE SFX Objectives for macro or micro **UNLESS** deliberate soft or "ethereal" effects are **DESIRED**. They are **DESIGNED** to be set to Infinity focus and **NOT** focused again.

The SFX series may be thought of as the "Set and Forget" lenses. This allows them to produce four special effects:

Focus-Pulling - Since the SFX Lenses are **ONLY** focused **ONCE**--to Infinity--the entire camera can be moved to almost any position and focus is maintained. If the closest proximity is known (such as with robotic arms), while the focus should be set at Infinity, the NELSON POINT should be set at the closest working distance. This compensates for GLARE from marginally close stray light.

Deep Focus - As already noted, keeping nearly everything in focus. [This technique was pioneered by, for example, Gregg Toland in Citizen Kane. But, what took him days to do, is now possible from the SFX lenses in minutes. It is now possible to utilize this story-telling technique in productions **ECONOMICALLY**].

Forced Perspective - Since all is in focus, models and other close objects appear larger than they are. [An example of this is the scene shot by DP Dean Cundey in Jurassic Park where a basket of "dinosaur eggs" is in focus at the same time the actors are. This is a powerful story-telling method made simple by the SFX Lenses on the TS-160].

Soft Focus - "SFX" *also* means "Soft if Focused." That is, if SFX Lenses are *actively* focused their *departure* from their ideal correction for infinity focus causes them to produce softer imagery. By also opening the Iris past its optimum setting (The Nelson Point), various degrees of softness can be introduced.

All in all, the SFX Lenses offer special effects no other lenses can.

Illumination. The TS-160 provides the best results when the light is intense and highly-directed. For modeling and fixed illumination, fiber optic or LED sources are recommended. Nevertheless, the best way to capture high-resolution images is by using flash.

Mounting Options. The TS-160 can be mounted on standard tripods or jigs by means of an optional Large Clamp with 1/4-20 and two "outboard" M4 taps. Alternatively, it can be mounted on many brands of stereo microscope stands by optional adapters. Infinity makes a line of such adapters that are all 24mm long. The T24 tube can be removed and the selected Stereo Stand Adapter screwed on in place. Unlike many such adapters, Infinity's all become integral to the TS-160 itself.

Filter Holder. Removing all the T-tubes allows access to the Filter Holder Receptacle. Most 25mm diameter filters can be positioned there and locked in place by a Retaining Ring. M27 filters can also be

attached. In this way, the TS-160 can be equipped with polarizing, color, neutral density or fluorescence filters.

InfiniLight™ Adapter Tubes. Presently there are two InfiniLight Tubes with front flanges to fit Canon and Nikon flash units onto the TS-160 Main Body. The InfiniLight combines with the TS-160 to make a very compact yet efficacious macro system with self-contained flash illumination.

The InfiniLight consists of a flanged T tube part that is 12mm thick another 12mm T tube attached to it, thereby making it possible to exchange the supplied T24 Tube so that the InfiniLight becomes integral to the TS-160. This also permits custom spacings (we will advise) for use with various cameras whose otherwise obstructive designs (e.g., those with thick built-in handles) to be utilized on the TS-160.

C-mount Camera Use. The TS-160 lends its unique capabilities to high quality microscope cameras made by the major manufacturers. Most cameras used on laboratory-type microscopes are C-mount and usually have 2/3-in. or slightly larger sensors. These cameras often are supplied with useful software. Although the TS-160 is primarily designed to take advantage of formats as large as 35mm as provided by high-quality DSLRs, it can be used productively with microscope-type cameras as well. Please refer to the Infinity Photo-Optical website, www.infinity-usa.com for further details.

Care and Cleaning. Your InfiniProbe TS-160 should be treated as the fine instrument that it is. Care should be taken to keep dust and dirt off the external lens surfaces. The unit can be cleaned (metal parts only) with a cloth moistened with alcohol. The external optical surfaces should be cleaned only when necessary, and then, only by a soft cotton swab moistened by an approved optical glass cleaner. If you have further questions, please contact Infinity Photo-Optical Company or your authorized dealer.

Warranty. Details of the Warranty are contained on the Warranty Page (attached).

TS-160 (All Models)

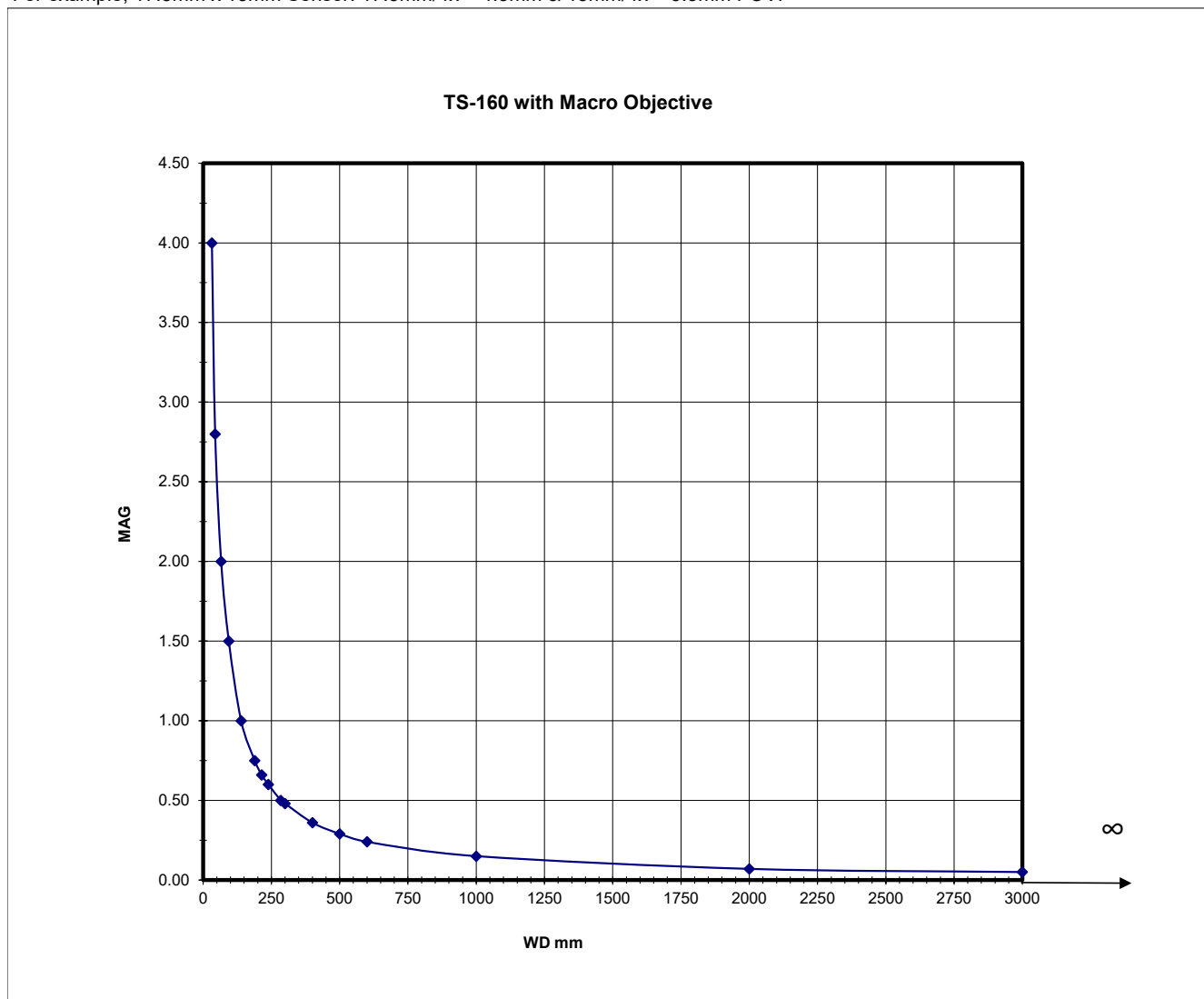
MACRO OBJECTIVE DATA

WD mm	32	44	66	94	139	189	214	239	284	300	400	500	600	1000	2000	3000
Mag	4.00	2.80	2.00	1.50	1.00	0.75	0.66	0.60	0.50	0.48	0.36	0.29	0.24	0.15	0.07	0.05
FOV mm	9.0	12.9	18.0	24.0	36.0	48.0	54.5	60.0	72.0	75.0	100.0	124	150	240	514	720

FOV based on 35mm format (36mm horizontally).

For formats other than 35mm: Divide magnification into the sensor's horizontal dimension.

For example, 17.3mm x 13mm Sensor: 17.3mm/4x = 4.3mm & 13mm/4x = 3.3mm FOV.



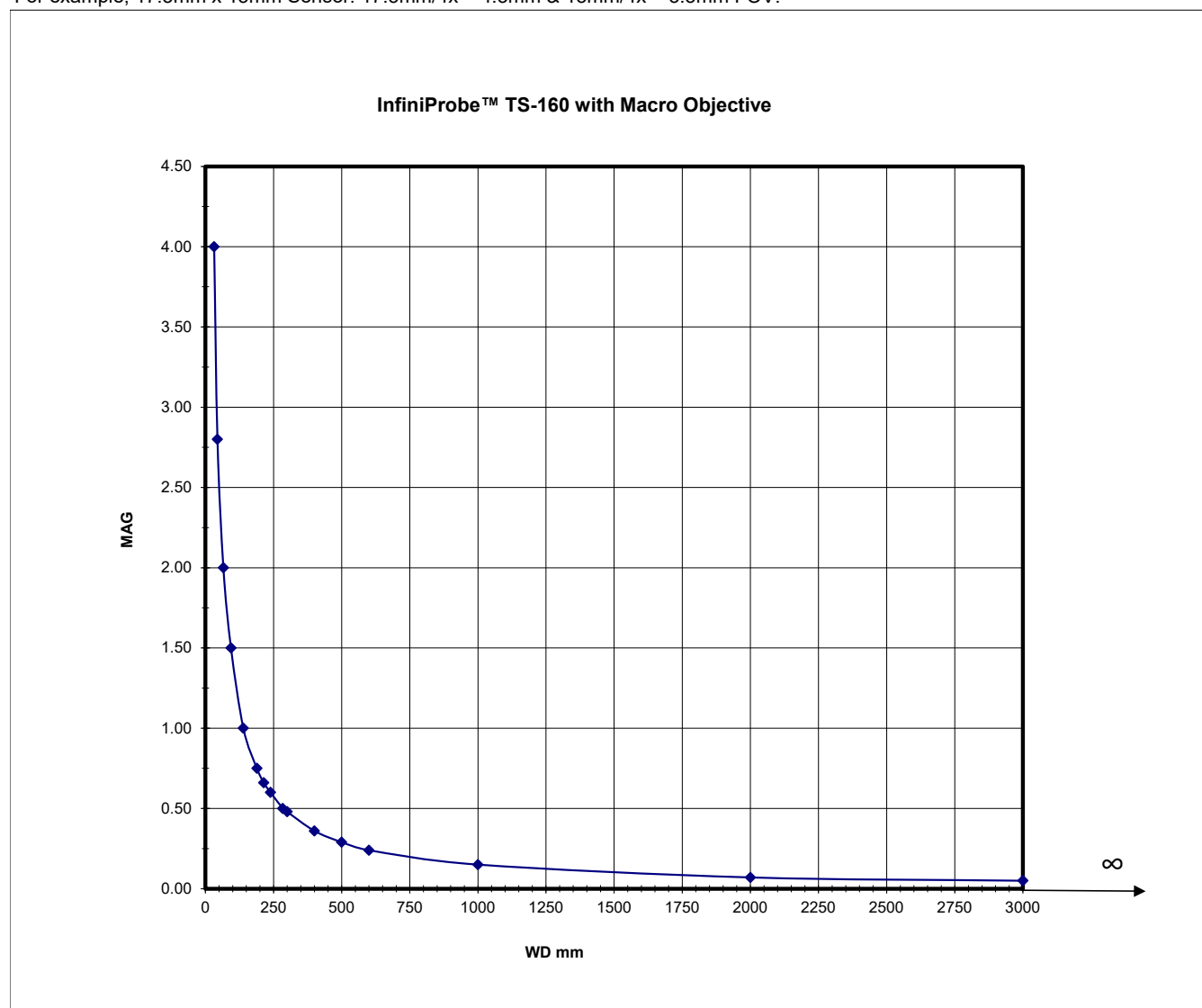
InfiniProbe™ TS-160 Macro/Micro Imaging System
MACRO OBJECTIVE RESOLUTION DATA

WD mm	32	44	66	94	139	189	214	239	284	300	400	500	600	1000	2000	3000
Mag	4.00	2.80	2.00	1.50	1.00	0.75	0.66	0.60	0.50	0.48	0.36	0.29	0.24	0.15	0.07	0.05
FOV mm	9.0	12.9	18.0	24.0	36.0	48.0	54.5	60.0	72.0	75	100	124	150	240	514	720
NA	0.091	0.066	0.044	0.031	0.021	0.015	0.014	0.012	0.010	0.010	0.007	0.006	0.005	0.003	0.001	0.001
Resolution (lpmm)	272	198	132	93	63	46	41	36	31	29	22	17	15	9	4	3
Resolution (microns)	3.7	5.1	7.6	10.8	16.0	21.7	24.6	27.5	32.6	34.5	46.0	57.5	69.0	114.9	229.9	344.8
DOFmm	0.07	0.13	0.28	0.57	1.25	2.32	2.97	3.71	5.24	5.84	10.39	16.23	23.37	64.92	259.69	584.30

FOV based on 35mm format (36mm horizontally).

For formats other than 35mm: Divide magnification into the sensor's horizontal dimension.

For example, 17.3mm x 13mm Sensor: 17.3mm/4x = 4.3mm & 13mm/4x = 3.3mm FOV.



TS-160 (All Models) MICRO OBJECTIVE DATA

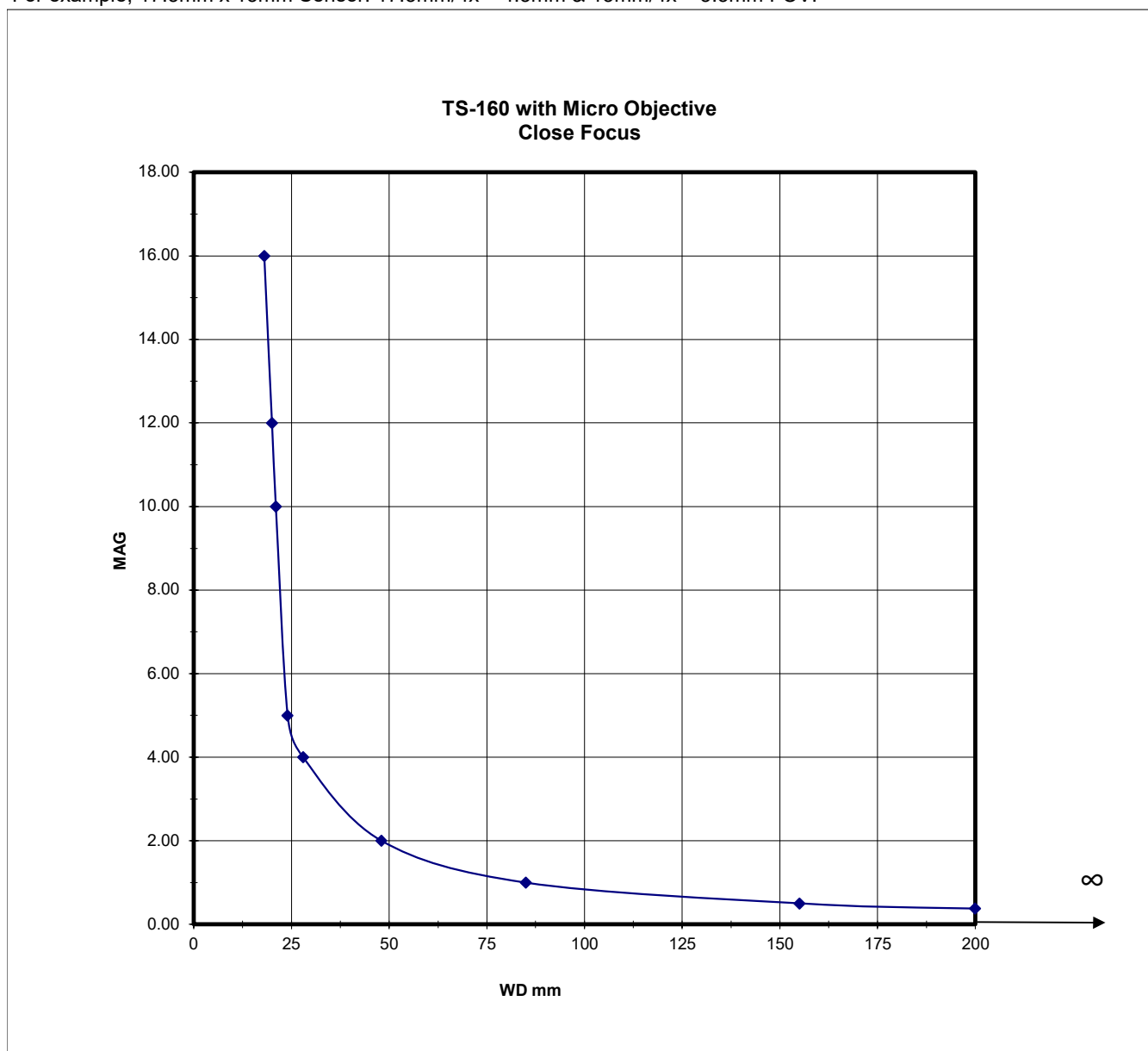
In Active Focus mode: this is the range for optimum imagery from the Micro HM Objective.

WD mm	18	20	21	24	28	48	85	155	200	300	400	500	600	1000	2000	3000
Mag	16.00	12.00	10.00	5.00	4.00	2.00	1.00	0.50	0.38	0.25	0.18	0.15	0.12	0.07	0.04	0.02
FOV mm	2.25	3.0	3.6	7.2	9.0	18.0	36.0	72.0	94.7	144	200	240	300	514	900	1800

FOV based on 35mm format (36mm horizontally).

For formats other than 35mm: Divide magnification into the sensor's horizontal dimension.

For example, 17.3mm x 13mm Sensor: 17.3mm/4x = 4.3mm & 13mm/4x = 3.3mm FOV.



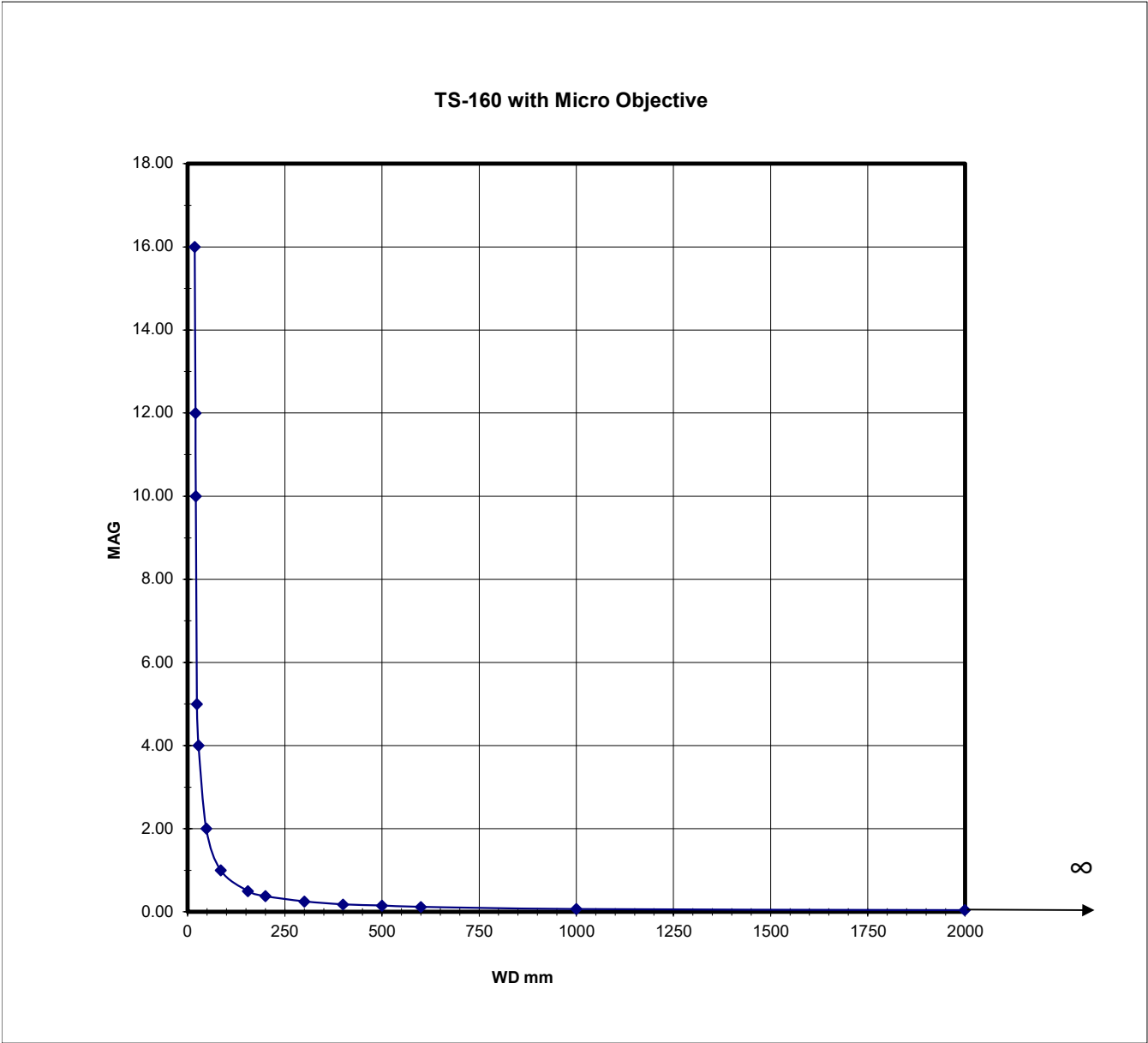
See extended operable range on the next page.

TS-160 (All Models)
MICRO OBJECTIVE DATA

In Active Focus mode: this is the range for optimum imagery from the Micro HM Objective.

WD mm	18	20	21	24	28	48	85	155	200	300	400	500	600	1000	2000	3000
Mag	16.00	12.00	10.00	5.00	4.00	2.00	1.00	0.50	0.38	0.25	0.18	0.15	0.12	0.07	0.04	0.02
FOV mm	2.25	3.0	3.6	7.2	9.0	18.0	36.0	72.0	94.7	144	200	240	300	514	900	1800

FOV based on 35mm format (36mm horizontally).
For formats other than 35mm: Divide magnification into the sensor's horizontal dimension.
For example, 17.3mm x 13mm Sensor: 17.3mm/4x = 4.3mm & 13mm/4x = 3.3mm FOV.



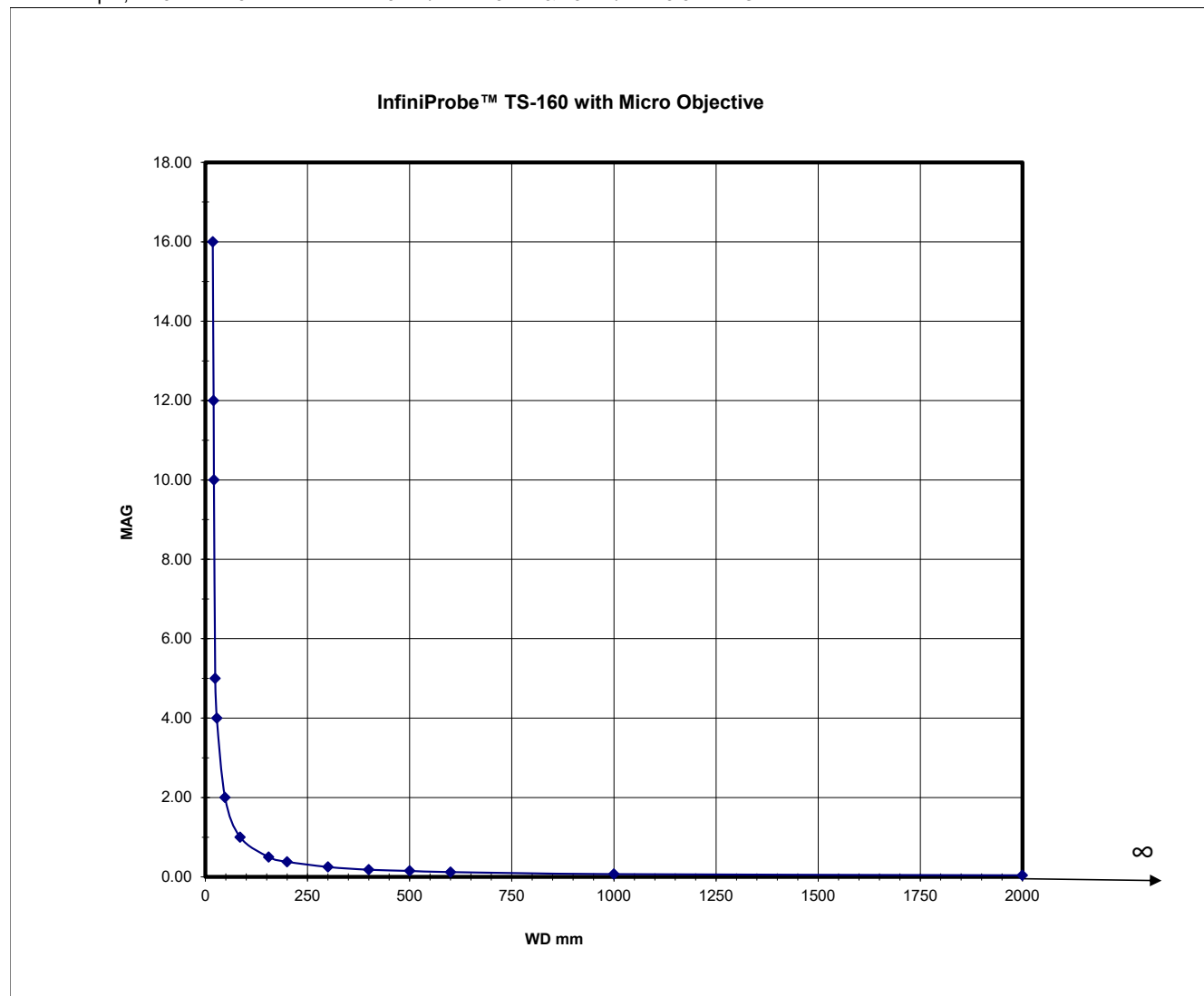
InfiniProbe™ TS-160 Macro/Micro Imaging System MICRO OBJECTIVE RESOLUTION DATA

WD mm	18	20	21	24	28	48	85	155	200	300	400	500	600	1000	2000	3000
Mag	16.00	12.00	10.00	5.00	4.00	2.00	1.00	0.50	0.38	0.25	0.18	0.15	0.12	0.07	0.04	0.02
FOV mm	2.25	3.00	3.60	7.20	9.00	18.00	36.00	72.00	95	144	200	240	300	514	900	1800
NA	0.161	0.145	0.138	0.121	0.104	0.060	0.034	0.019	0.015	0.010	0.007	0.006	0.005	0.003	0.001	0.001
Resolution (lpmm)	483	435	414	363	311	181	102	56	44	29	22	17	15	9	4	3
Resolution (microns)	2.1	2.3	2.4	2.8	3.2	5.5	9.8	17.8	23.0	34.5	46.0	57.5	69.0	114.9	229.9	344.8
DOFmm	0.02	0.03	0.03	0.04	0.05	0.15	0.47	1.56	2.60	5.84	10.39	16.23	23.37	64.92	259.69	584.30

FOV based on 35mm format (36mm horizontally).

For formats other than 35mm: Divide magnification into the sensor's horizontal dimension.

For example, 17.3mm x 13mm Sensor: 17.3mm/4x = 4.3mm & 13mm/4x = 3.3mm FOV.



TS-160 (All Models)

SFX-1 LENS DATA in Active Focus Mode (Soft Focus)

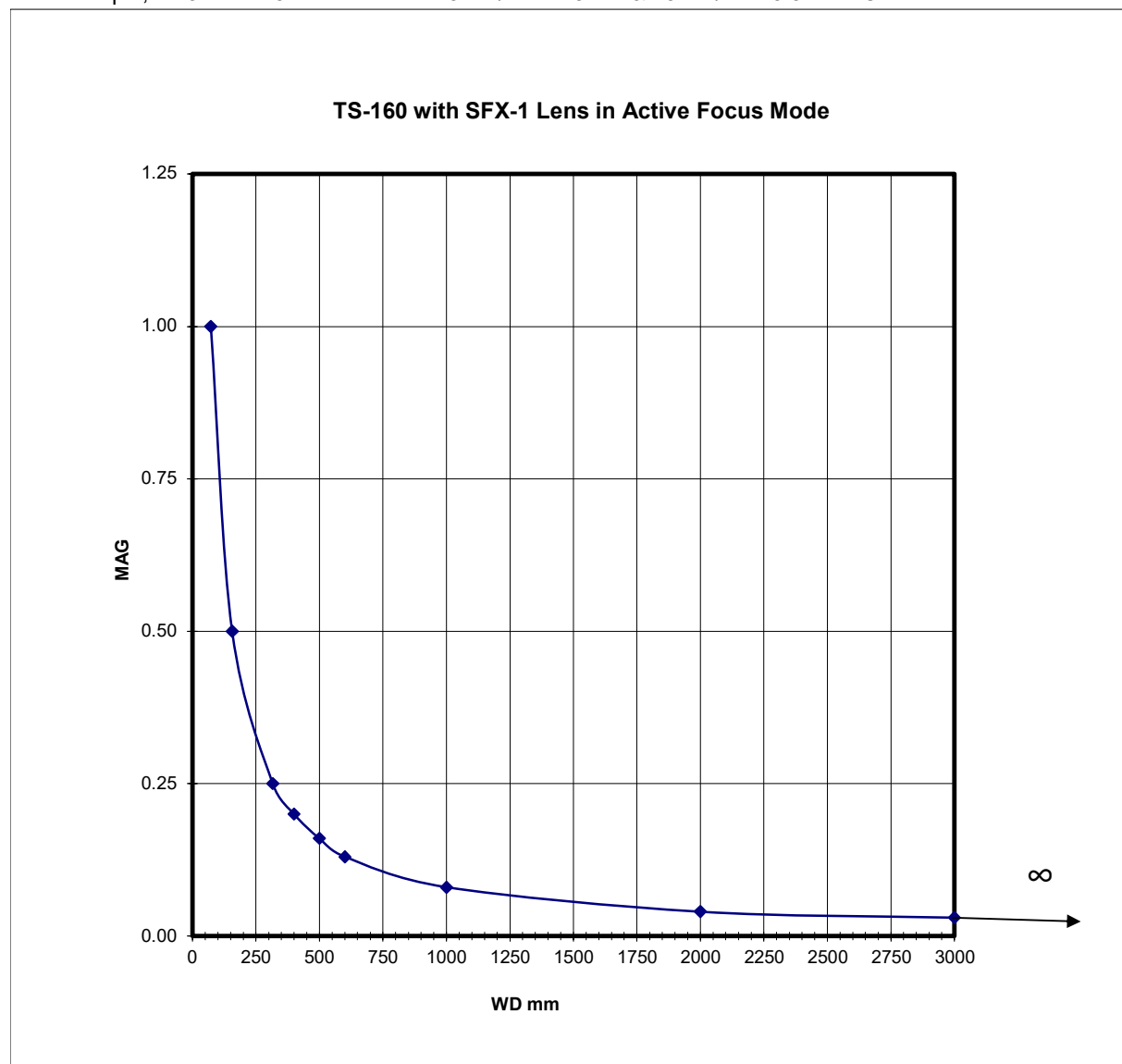
Note: These data do not apply for passive focus mode.

WD mm	72	156	316	400	500	600	1000	2000	3000
Mag	1.00	0.50	0.25	0.20	0.16	0.13	0.08	0.04	0.03
FOV mm	36	72	144	180	225	277	450	900	1200

FOV based on 35mm format (36mm horizontally).

For formats other than 35mm: Divide magnification into the sensor's horizontal dimension.

For example, 17.3mm x 13mm Sensor: $17.3\text{mm}/4x = 4.3\text{mm}$ & $13\text{mm}/4x = 3.3\text{mm}$ FOV.



TS-160 (All Models)

SFX-2 LENS DATA in Active Focus Mode (Soft Focus)

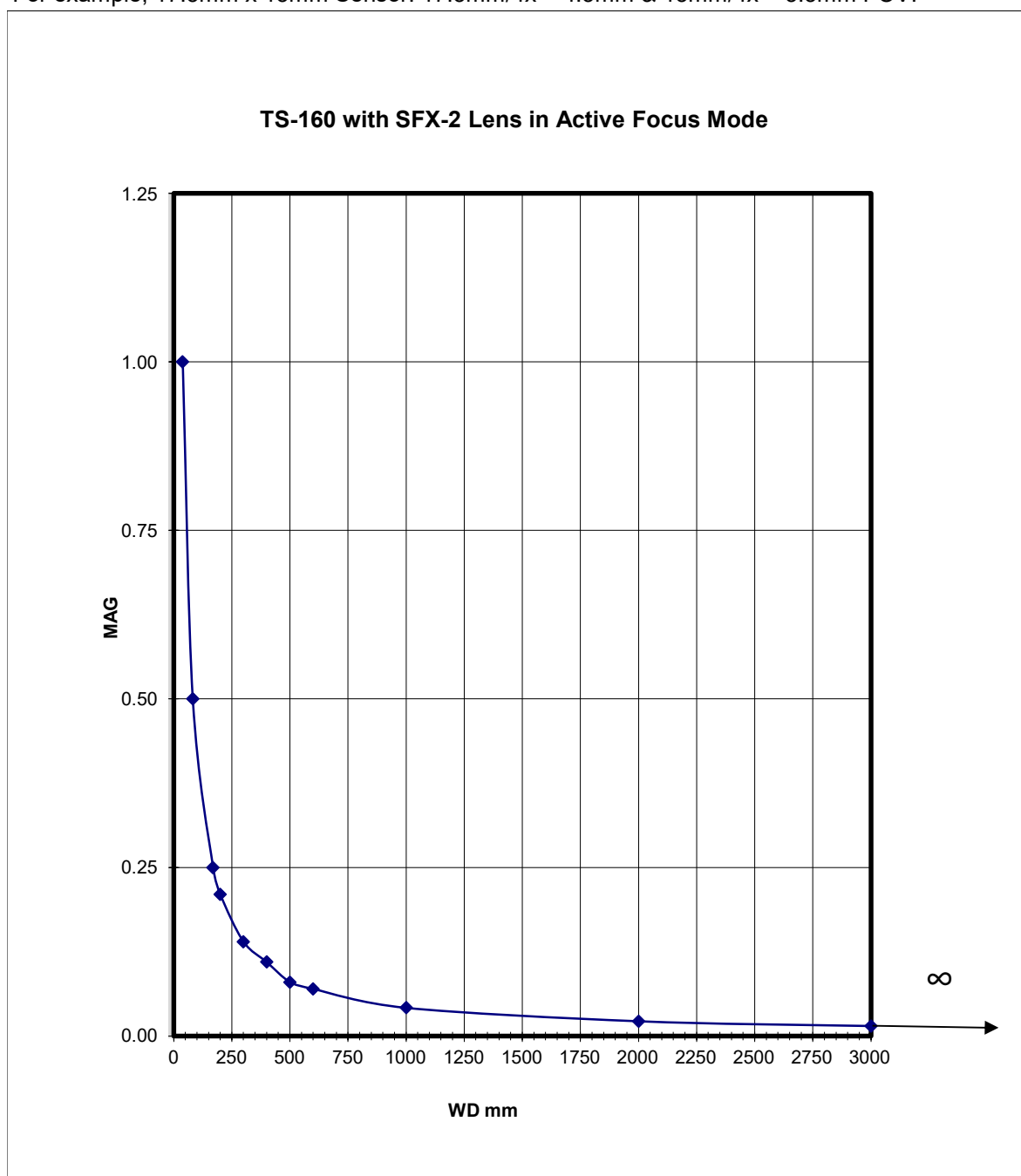
Note: These data do not apply for passive focus mode.

WD mm	38	82	169	200	300	400	500	600	1000	2000	3000
Mag	1.00	0.50	0.25	0.21	0.14	0.11	0.08	0.07	0.042	0.022	0.015
FOV mm	36	72	144	171	257	327	450	514	857	1636	2400

FOV based on 35mm format (36mm horizontally).

For formats other than 35mm: Divide magnification into the sensor's horizontal dimension.

For example, 17.3mm x 13mm Sensor: $17.3\text{mm}/4x = 4.3\text{mm}$ & $13\text{mm}/4x = 3.3\text{mm}$ FOV.



TS-160 (All Models)

SFX-3 LENS DATA in Active Focus Mode (Soft Focus)

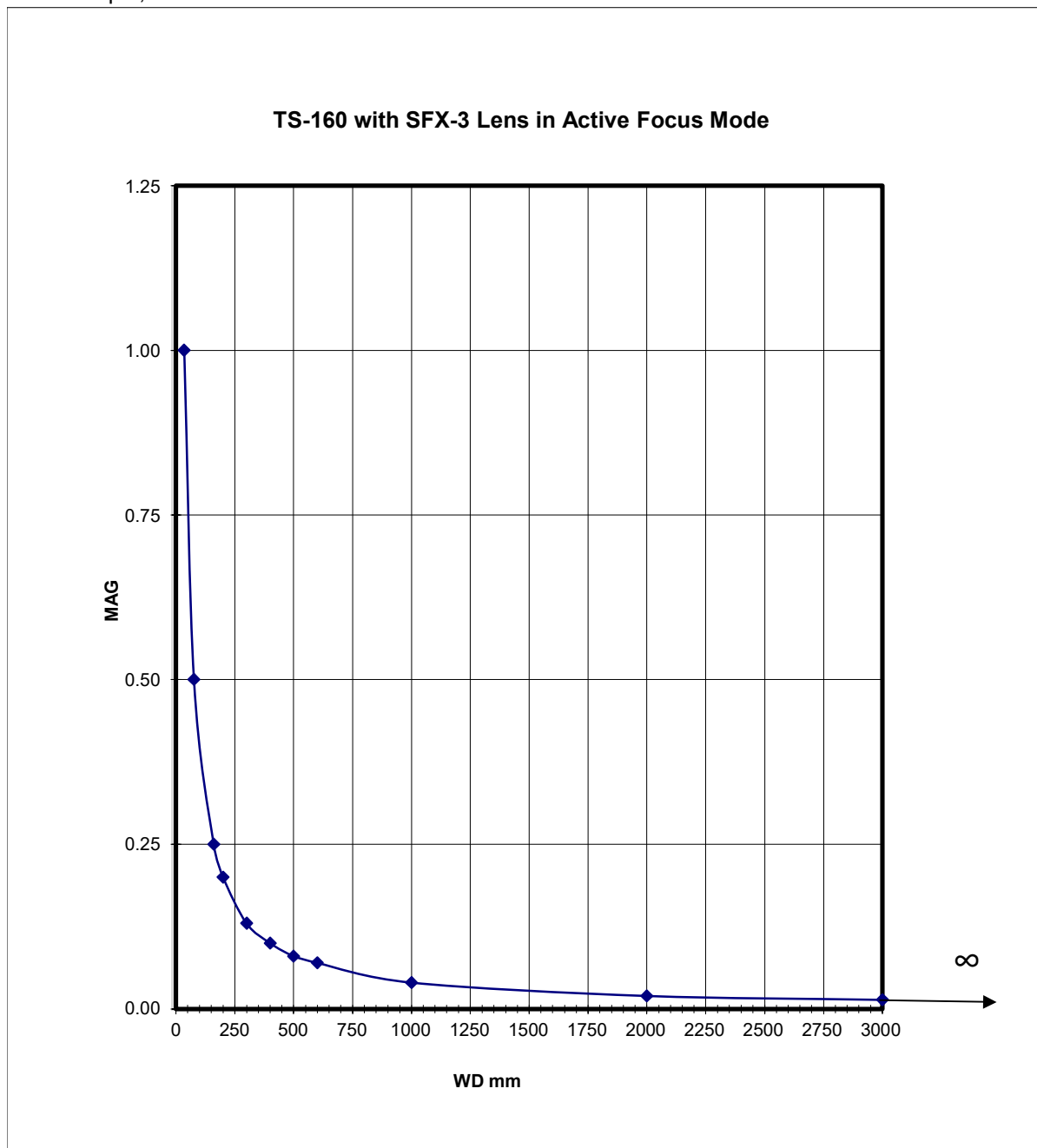
Note: These data do not apply for passive focus mode.

WD mm	35	76	160	200	300	400	500	600	1000	2000	3000
Mag	1.00	0.50	0.25	0.20	0.13	0.10	0.08	0.07	0.040	0.020	0.014
FOV mm	36	72	144	180	277	360	450	514	900	1818	2609

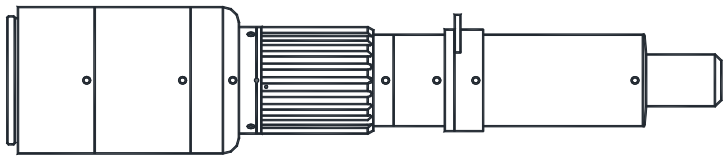
FOV based on 35mm format (36mm horizontally).

For formats other than 35mm: Divide magnification into the sensor's horizontal dimension.

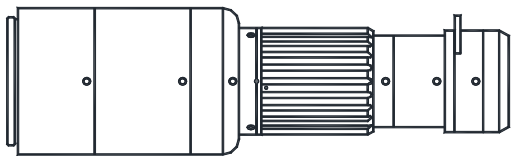
For example, 17.3mm x 13mm Sensor: $17.3\text{mm}/4x = 4.3\text{mm}$ & $13\text{mm}/4x = 3.3\text{mm}$ FOV.



InfiniProbe TS-160 Standard

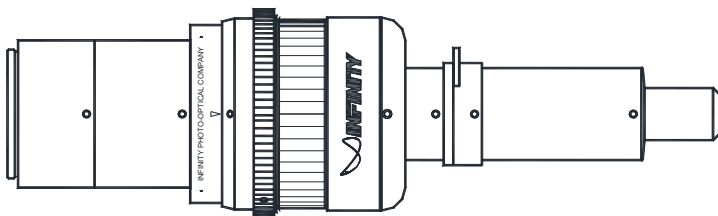


LENGTH: 220mm [8.66"] MICRO HM
WEIGHT: 332g [11.7 oz.]

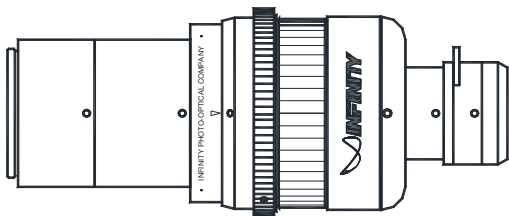


LENGTH: 153.5mm [6.04"] MACRO
WEIGHT: 298g [10.5 oz.]

InfiniProbe TS-160 ROBUSTO

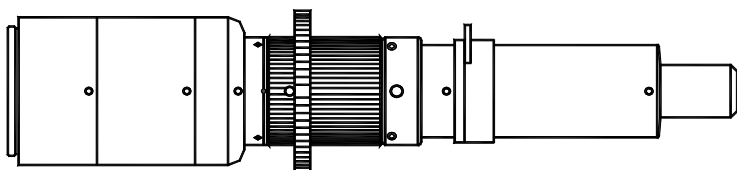


LENGTH: 220mm [8.66"] MICRO HM
WEIGHT: 678g [23.9 oz.]



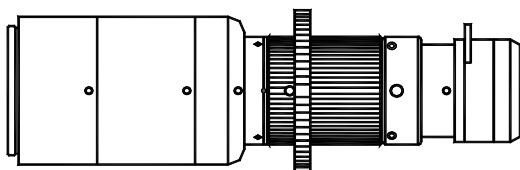
LENGTH: 153.5mm [6.04"] MACRO
WEIGHT: 644g [22.7 oz.]

InfiniProbe TS-160 ROBUSTO-Lite



LENGTH: 220mm [8.66"] MICRO HM

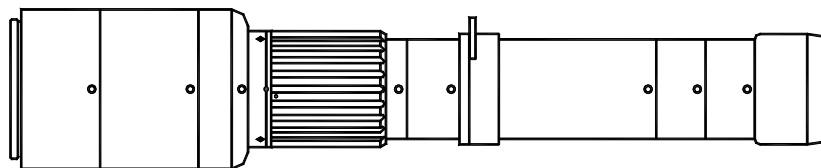
WEIGHT: 404g [14.3 oz.]



LENGTH: 153.5mm [6.04"] MACRO

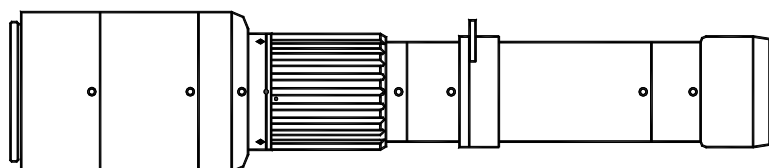
WEIGHT: 370g [13.1 oz.]

InfiniProbe TS-160 Standard



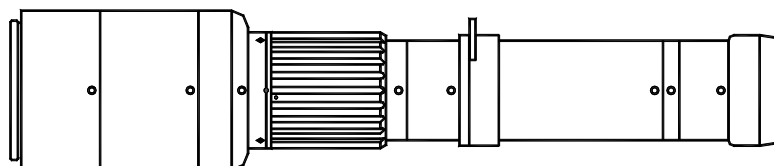
LENGTH: 244.5mm [9.63"] **SFX-1**

WEIGHT: 386g [13.6oz.]



LENGTH: 228mm [8.98"] **SFX-2**

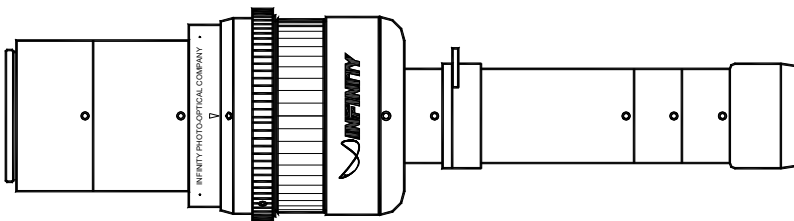
WEIGHT: 374g [13.2oz.]



LENGTH: 230mm [9.01"] **SFX-3**

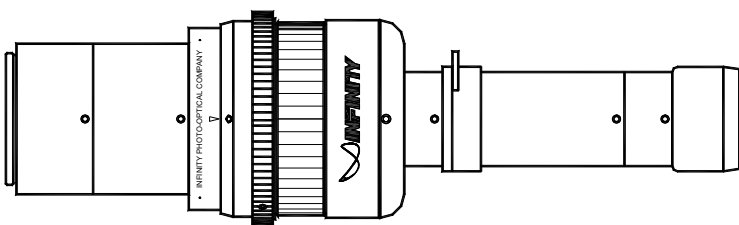
WEIGHT: 364g [12.8oz.]

InfiniProbe TS-160 ROBUSTO



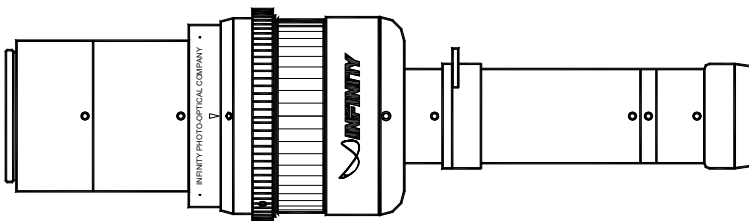
LENGTH: 244.5mm [9.63"] SFX-1

WEIGHT: 731g [25.8oz.]



LENGTH: 226.5mm [8.92"] SFX-2

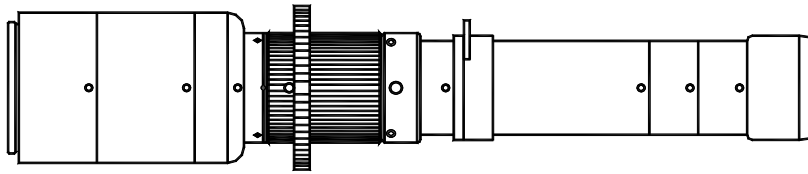
WEIGHT: 720g [25.4oz.]



LENGTH: 230mm [9.01"] SFX-3

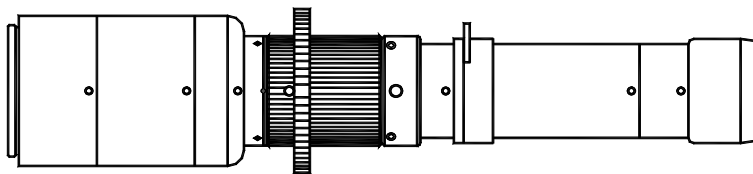
WEIGHT: 710g [25oz.]

InfiniProbe TS-160 ROBUSTO-Lite



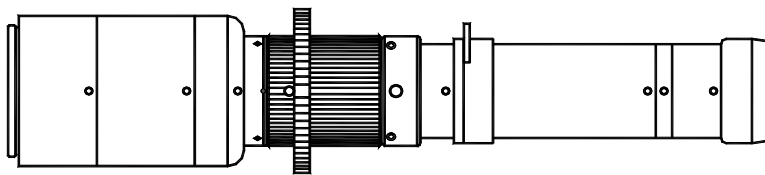
LENGTH: 244.5mm [9.63"] SFX-1

WEIGHT: 458g [16.2oz.]



LENGTH: 226.5mm [8.92"] SFX-2

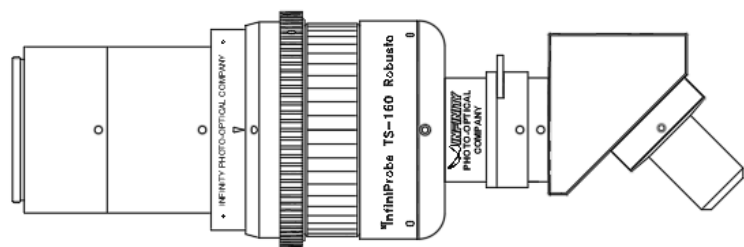
WEIGHT: 447g [15.8oz.]



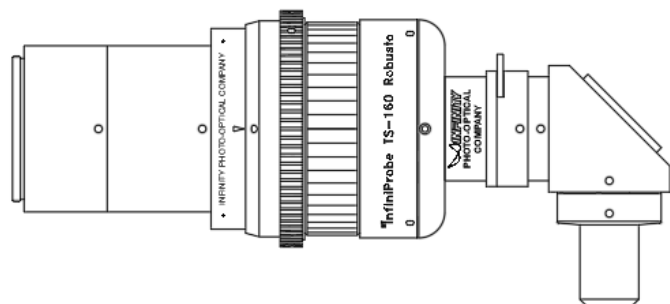
LENGTH: 230mm [9.01"] SFX-3

WEIGHT: 437g [15.4oz.]

InfiniProbe TS-160 ROBUSTO

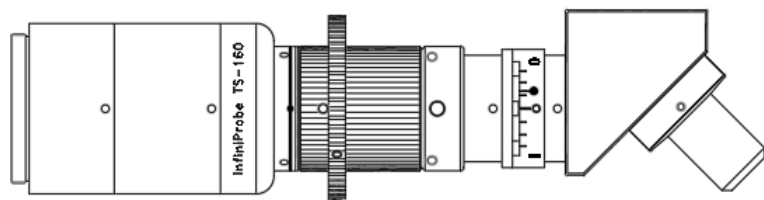


LENGTH: 207.64mm [8.18"] 45° WITH MICRO HM

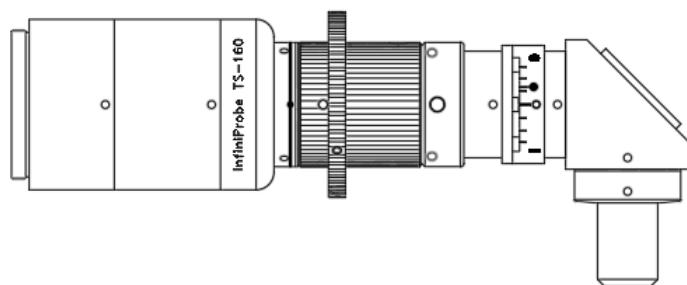


LENGTH: 186.50mm [7.34"] 90° WITH MICRO HM

InfiniProbe TS-160 ROBUSTO-Lite



LENGTH: 207.64mm [8.18"] 45° WITH MICRO HM



LENGTH: 186.50mm [7.34"] 90° WITH MICRO HM

INFINITY PHOTO-OPTICAL COMPANY LIMITED WARRANTY

INFINITY PHOTO-OPTICAL COMPANY hereby warrants its products to be free from defects in workmanship or materials for the warranty period set forth below. INFINITY PHOTO-OPTICAL COMPANY, at its option, shall repair or replace the defective product without cost to the purchaser, and such repair or replacement shall be the full extent of this express limited warranty. INFINITY PHOTO-OPTICAL COMPANY shall not be liable for any other damages either direct or consequential.

This warranty is made to the original purchaser, and is effective only on new equipment purchased from INFINITY PHOTO-OPTICAL COMPANY, or a dealer authorized by INFINITY PHOTO-OPTICAL COMPANY to sell the product.

This warranty is valid only when the product is returned to the authorized dealer from whom it was purchased, or returned directly to INFINITY PHOTO-OPTICAL COMPANY, freight prepaid, with proof of date of purchase.

This warranty does not extend to any defect, malfunction or failure caused by misuse, abuse or the use of the product with equipment for which it may not have been intended. Any unauthorized repair voids this warranty.

The warranty period for all products manufactured by INFINITY PHOTO-OPTICAL COMPANY is five (5) years from date of original purchase. Parts or components made or sourced from other manufacturers shall be solely covered by that manufacturer's warranty.

The warranty contained herein is the only warranty made by INFINITY PHOTO-OPTICAL COMPANY. Any implied warranty of merchantability and/or fitness for a particular purpose is expressly excluded from this warranty. INFINITY PHOTO-OPTICAL COMPANY shall not be liable for any expense, loss, incidental or consequential damages which may arise in connection with the use of this equipment. Recovery under this warranty is limited to repair or replacement of the equipment as provided above.

INFINITY PHOTO-OPTICAL COMPANY reserves the right to modify designs, equipment and accessories without notice.

RETURNING INFINITY PRODUCTS FOR SERVICE

Warranty Repairs:

If you have reason to think something is wrong or functioning improperly with your Infinity Photo-Optical product under the terms of the Warranty, please contact us to explain the problem. We can not accept items sent to us without first discussing the problem and providing you with a return merchandise authorization (RMA). Customer is responsible for delivery charges to us. We will examine the product and inform you whether or not the Warranty applies. If so, we will repair/replace the item to factory specifications free of charge. Return delivery charges will be paid by us. If the item(s) is/are deemed out of Warranty, we will advise if repairs can be made at a quoted charge. If customer refuses to authorize a charged repair, item will be returned at the customer's expense.

Repairs of Out of Warranty Products:

Often, we get requests to fix or repair products which are clearly older models out of Warranty. Before attempting to send such to us, please contact Infinity to go over what is desired. It is helpful to send us photos of the product so that we can see if there is a reasonable basis for a repair. Often, older instruments are "inherited" in a department and may have been tampered with by previous users. Infinity products obtained second-hand may have missing parts. After obtaining an RMA as detailed above for Warranty repairs, we will examine the item(s) and provide you with an estimate of charges for repair and return delivery to a level of performance agreed upon. Sometimes it is not possible to cost-effectively repair a product that has been abused or disassembled. A slight cosmetic defect may not affect performance and if so, we will not repair or replace it unless instructed to do so at additional charges. Upon your authorization for us to perform the repair, you will be charged at the price previously quoted for the service and delivery charges involved.

4

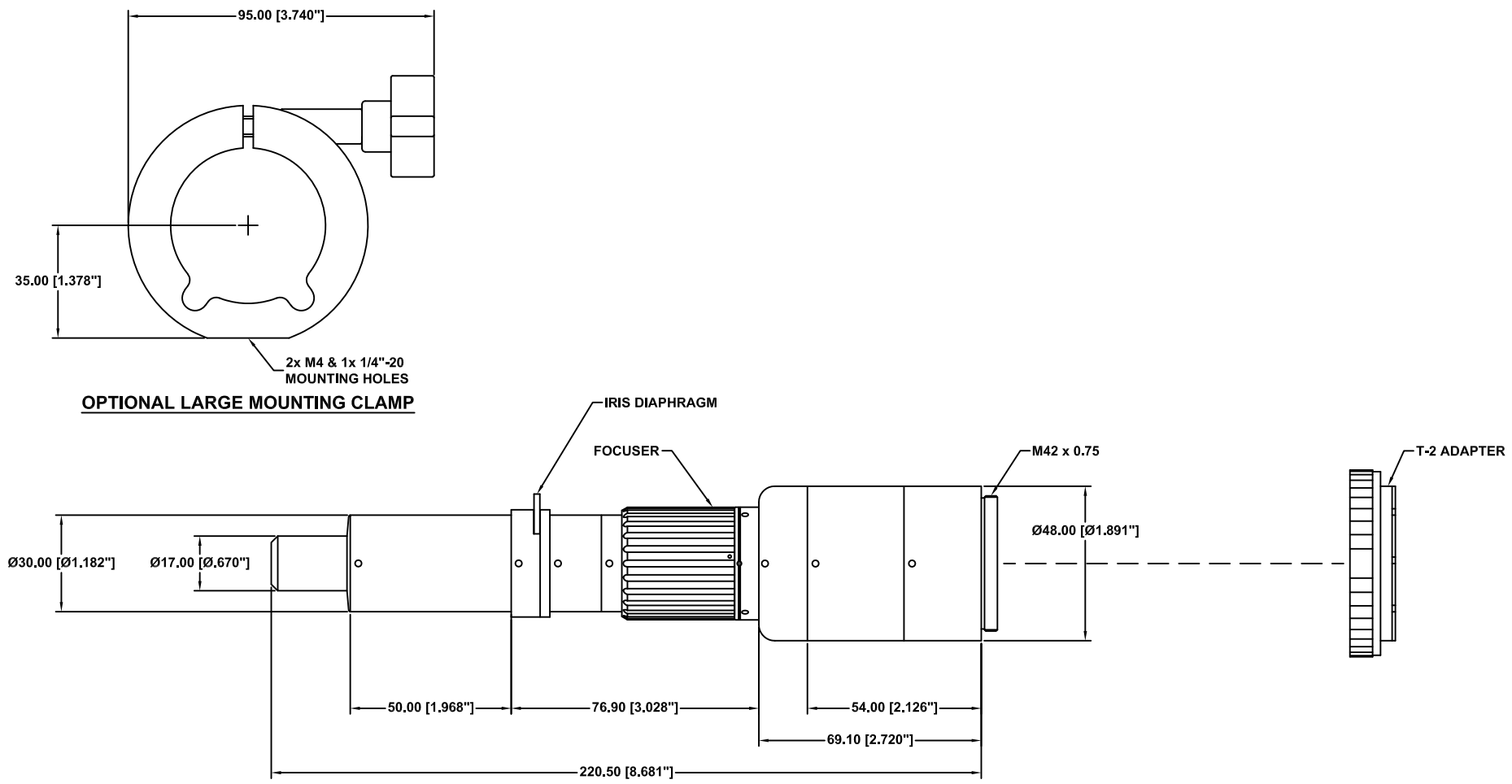
3

2

1

REVISIONS				
ZONE	REV	DESCRIPTION	DATE	APPROVED

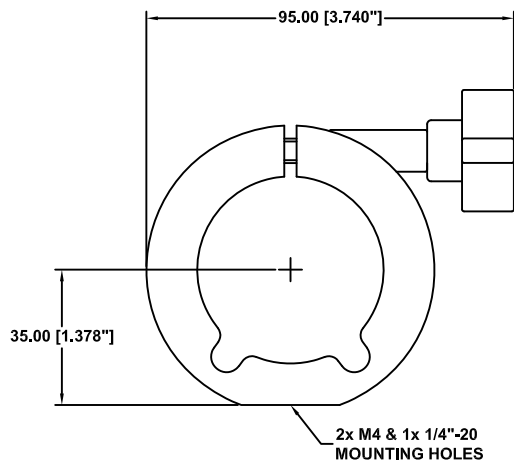
TECHNICAL ASSEMBLIES AND CONFIGURATIONS



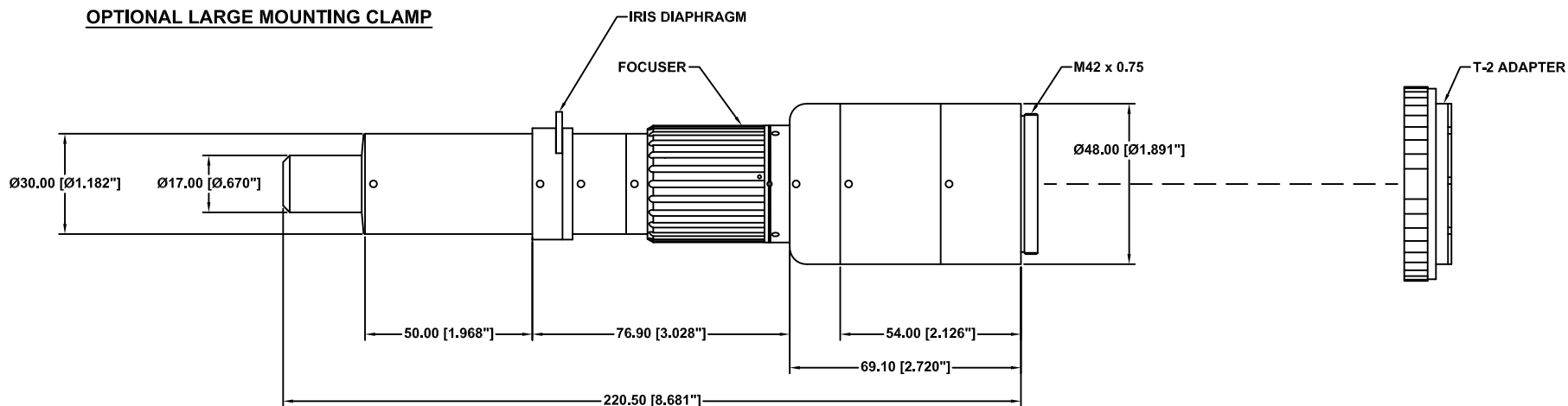
This drawing is for informational purposes only.
No other rights or privileges are granted or implied.

ALL DIM ARE mm
[inches] AND ARE FOR
REFERENCE ONLY AND
ARE SUBJECT TO
CHANGE.

INFINITY Photo-Optical Company www.infinity-usa.com				
INFINIPROBE™ TS-160 WITH MICRO HM FOR UP TO 35mm FORMATS				
Date: 05/08/13 MB	SIZE C	FSCM NO.	DWG NO. -	REV C
Modified: 10/07/21 KD	SCALE NONE	-	SHEET 1 OF 1	



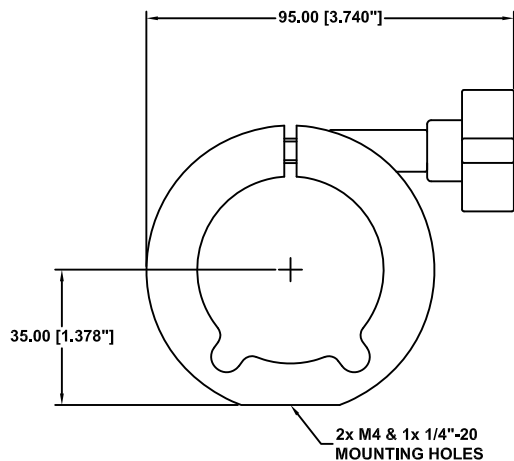
OPTIONAL LARGE MOUNTING CLAMP



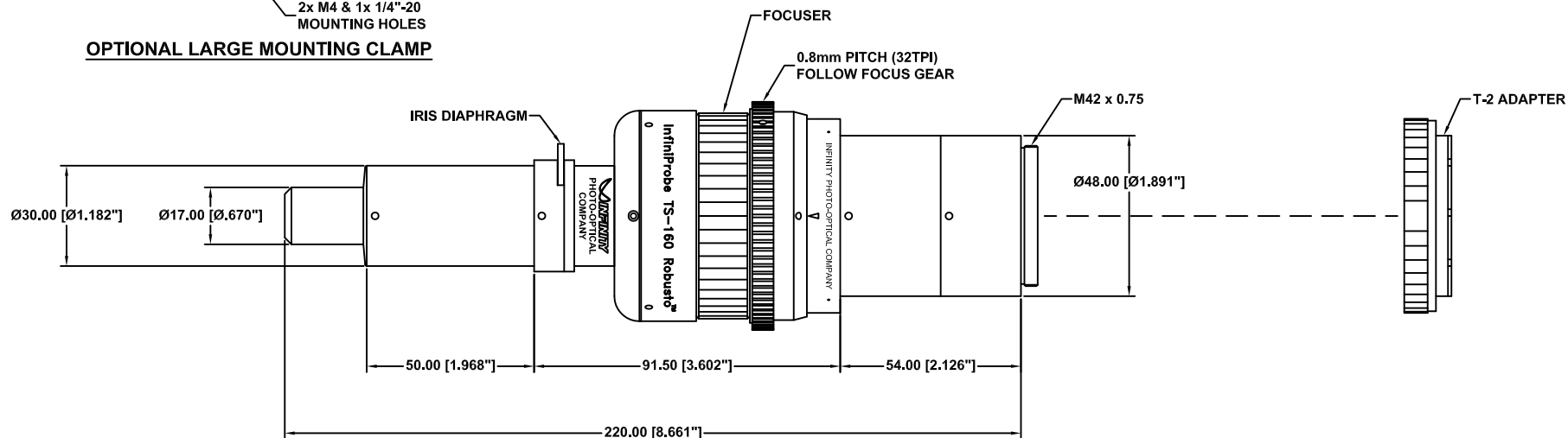
INFINIPROBE™ TS-160 MAIN BODY WITH MICRO HM OBJECTIVE

This drawing is for informational purposes only.
No other rights or privileges are granted or implied.

ALL DIM ARE mm [Inches] AND ARE FOR REFERENCE ONLY AND ARE SUBJECT TO CHANGE.		 Photo-Optical Company www.infinity-usa.com		
		INFINIPROBE™ TS-160 WITH MICRO HM FOR UP TO 35mm FORMATS		
Date: 05/08/13 MB	SIZE C	FSCM NO.	DWG NO. -	REV B
Modified: 08/14/13 MB	SCALE NONE	-	SHEET 1 OF 1	



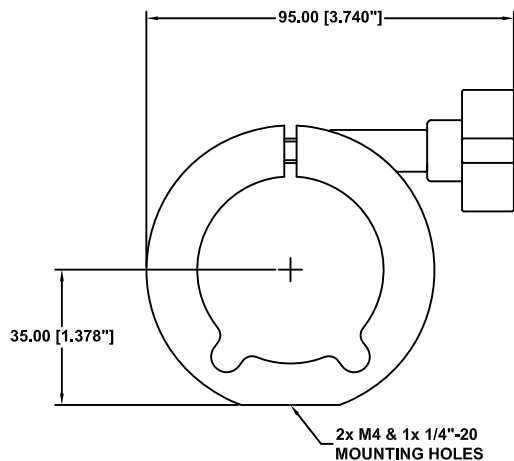
OPTIONAL LARGE MOUNTING CLAMP



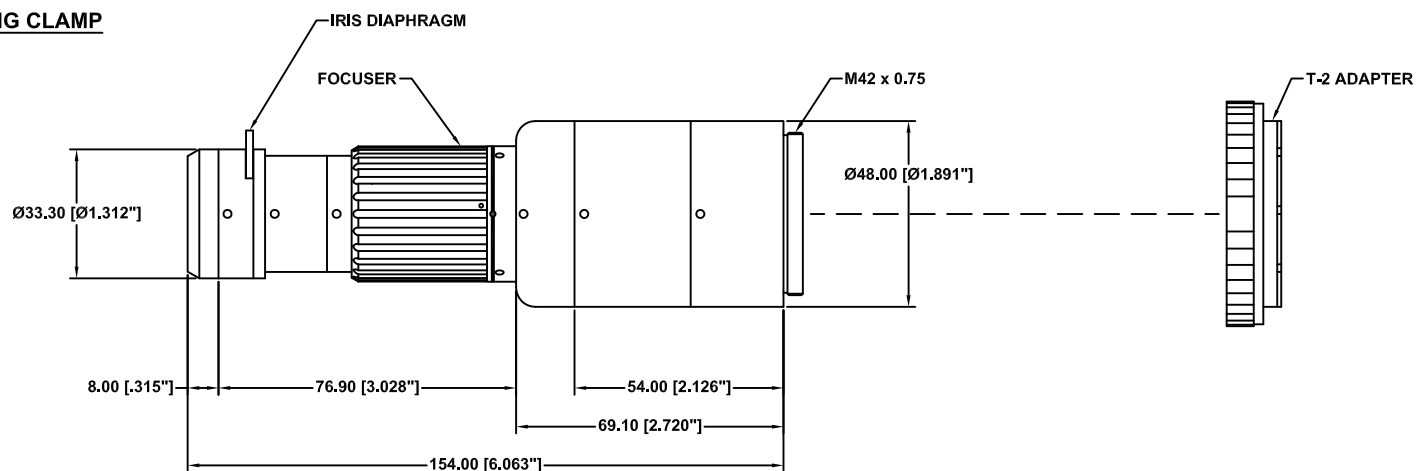
INFINIPROBE™ TS-160 ROBUSTO™ MAIN BODY WITH MICRO HM OBJECTIVE

This drawing is for informational purposes only.
No other rights or privileges are granted or implied.

INFINITY Photo-Optical Company www.infinity-usa.com				
INFINIPROBE™ TS-160 ROBUSTO™ w/MICRO HM FOR UP TO 35mm FORMATS				
Date: 03/20/20 MB	SIZE C	FSCM NO.	DWG NO. -	REV -
Modified:	SCALE NONE	-	SHEET 1 OF 1	



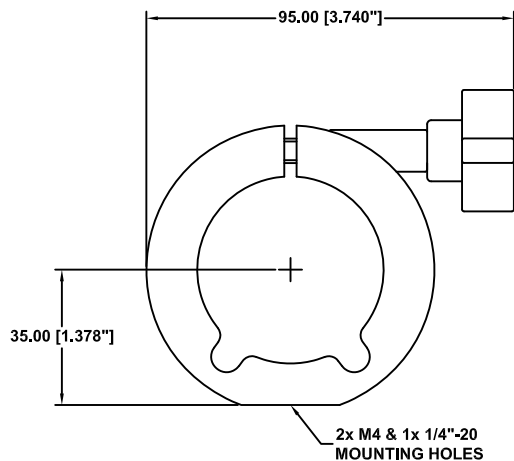
OPTIONAL LARGE MOUNTING CLAMP



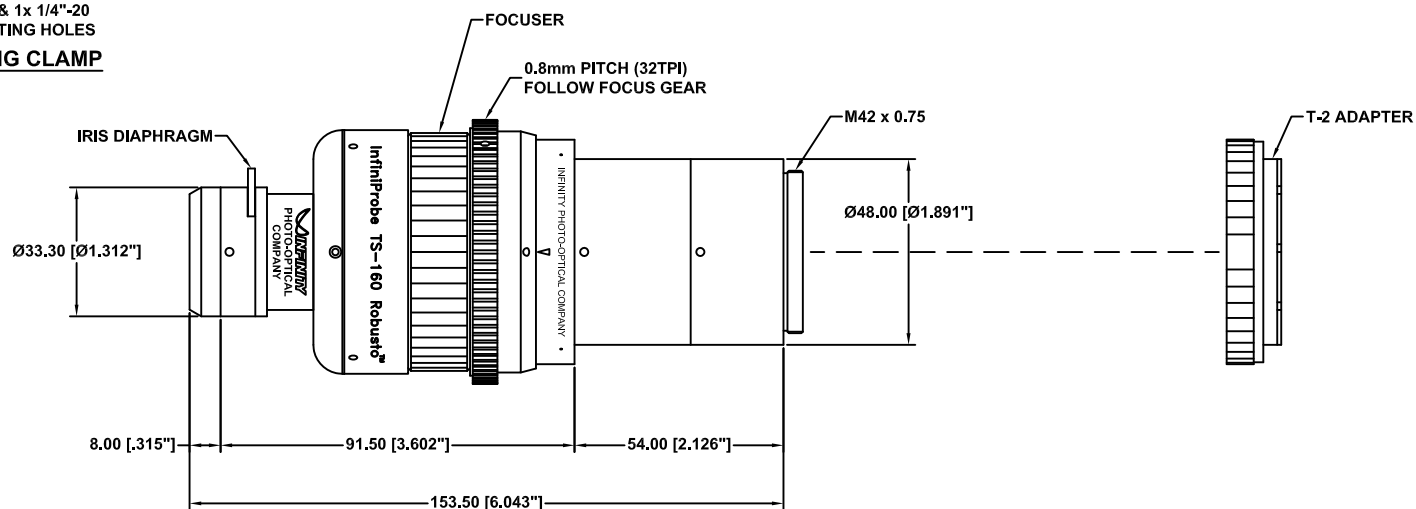
INFINIPROBE™ TS-160 MAIN BODY WITH MACRO OBJECTIVE

This drawing is for informational purposes only.
No other rights or privileges are granted or implied.

ALL DIM ARE mm [Inches] AND ARE FOR REFERENCE ONLY AND ARE SUBJECT TO CHANGE.		INFINITY Photo-Optical Company www.infinity-usa.com		
		INFINIPROBE™ TS-160 WITH MACRO FOR UP TO 35mm FORMATS		
Date: 06/26/13 MB	SIZE C	FSCM NO.	DWG NO. -	REV B
Modified: 08/14/13 MB	SCALE NONE	-	SHEET 1 OF 1	



OPTIONAL LARGE MOUNTING CLAMP

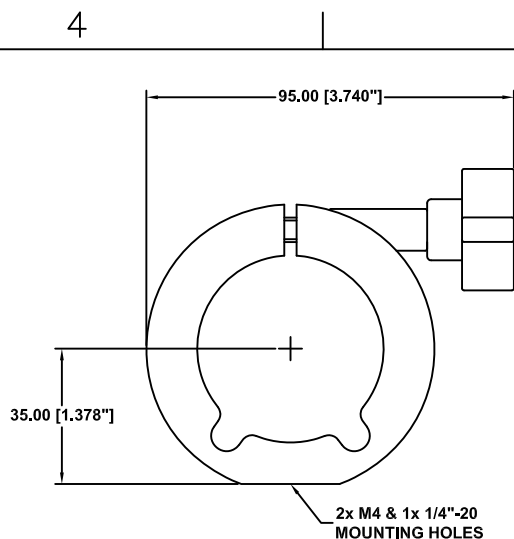


INFINIPROBE™ TS-160 ROBUSTO™ MAIN BODY WITH MACRO OBJECTIVE

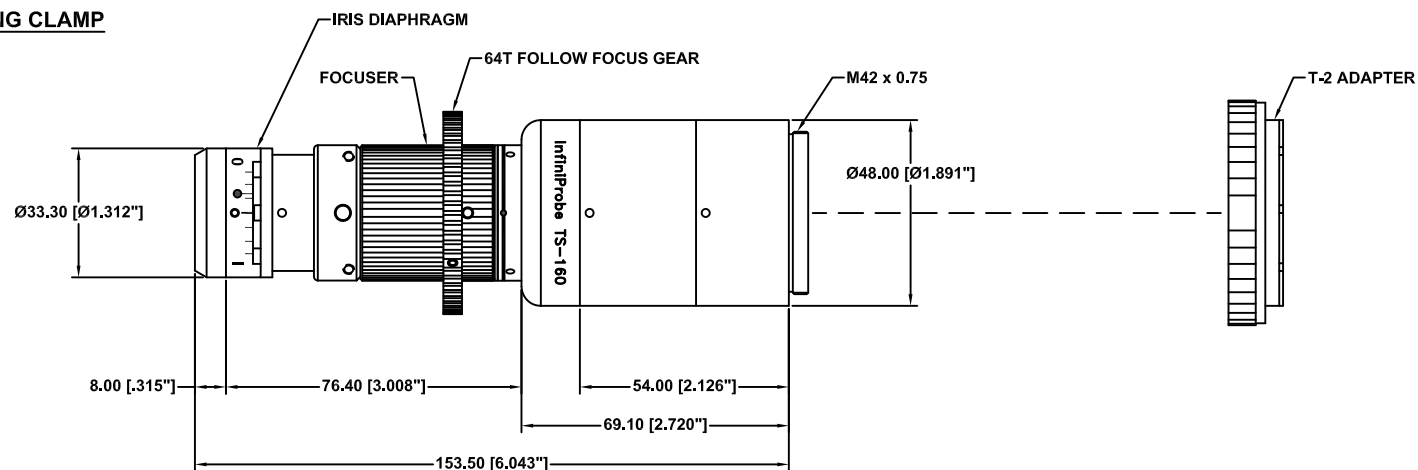
REVISIONS				
ZONE	REV	DESCRIPTION	DATE	APPROVED

This drawing is for informational purposes only.
No other rights or privileges are granted or implied.

INFINITY Photo-Optical Company www.infinity-usa.com				
INFINIPROBE™ TS-160 ROBUSTO™ w/MACRO FOR UP TO 35mm FORMATS				
Date: 03/20/20 MB	SIZE C	FSCM NO.	DWG NO. -	REV -
Modified:	SCALE NONE	-	SHEET 1 OF 1	



OPTIONAL LARGE MOUNTING CLAMP



INFINIPROBE™ TS-160 ROBUSTO-LITE MAIN BODY WITH MACRO OBJECTIVE

This drawing is for informational purposes only.
No other rights or privileges are granted or implied.

ALL DIM ARE mm
[Inches] AND ARE FOR
REFERENCE ONLY AND
ARE SUBJECT TO
CHANGE.

Date: 12/21/20 MB

Modified:

INFINITY Photo-Optical Company
2530 Frontler Ave., Boulder, CO 80301
303/440-4544 Fax 303/440-4144

**INFINIPROBE™ TS-160 ROBUSTO LITE
w/MACRO FOR UP TO 35mm FORMATS**

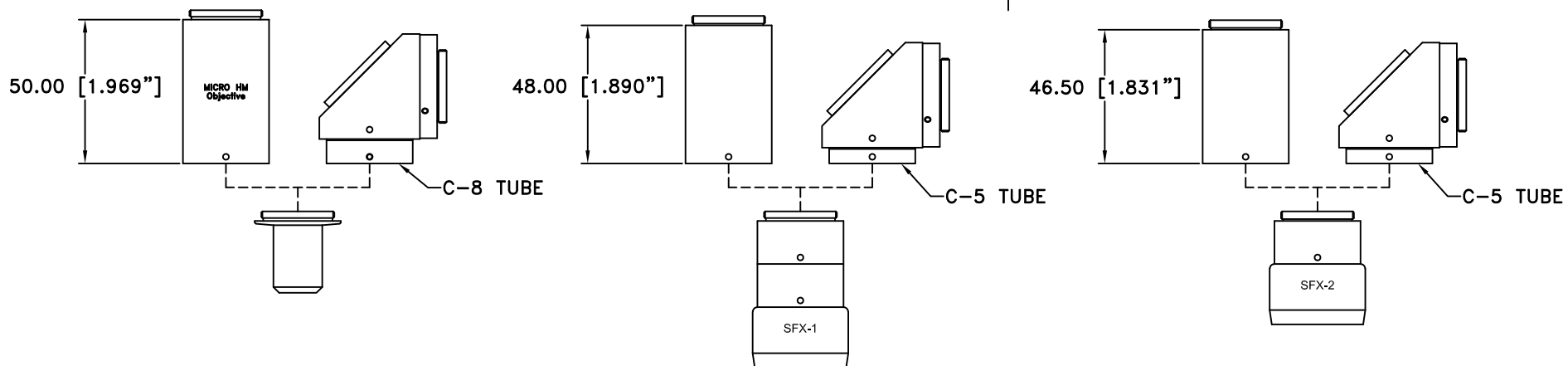
SIZE C	FSCM NO.	DWG NO.	REV -
-----------	----------	---------	----------

SCALE NONE	SHEET 1 OF 1
------------	--------------

NOTE:

1. REPLACE REAR TUBE WITH RIGHT ANGLE ADAPTER.

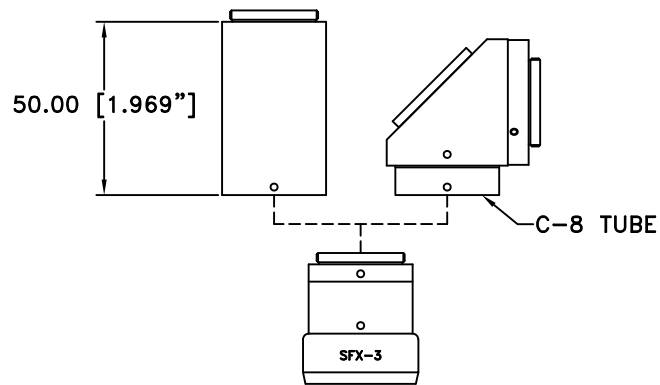
REVISIONS				
ZONE	REV	DESCRIPTION	DATE	APPROVED



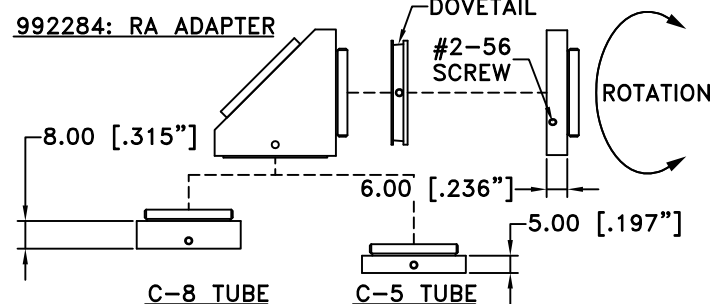
MICRO HM OBJECTIVE

SFX-1 LENS

SFX-2 LENS



SFX-3 LENS



ALL DIM ARE mm [inches] AND ARE FOR REFERENCE ONLY AND ARE SUBJECT TO CHANGE.

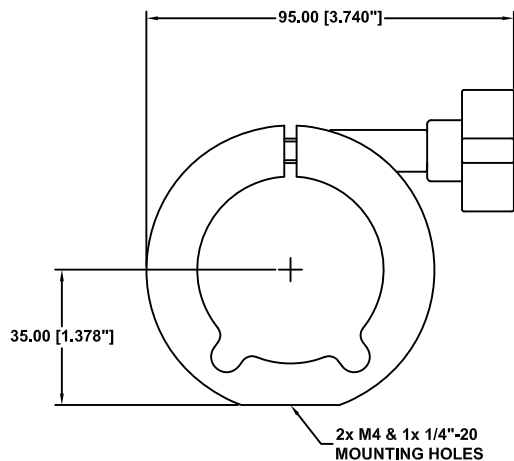
INFINITY Photo-Optical Company
www.infinity-usa.com

RIGHT ANGLE USED w/OBJECTIVES

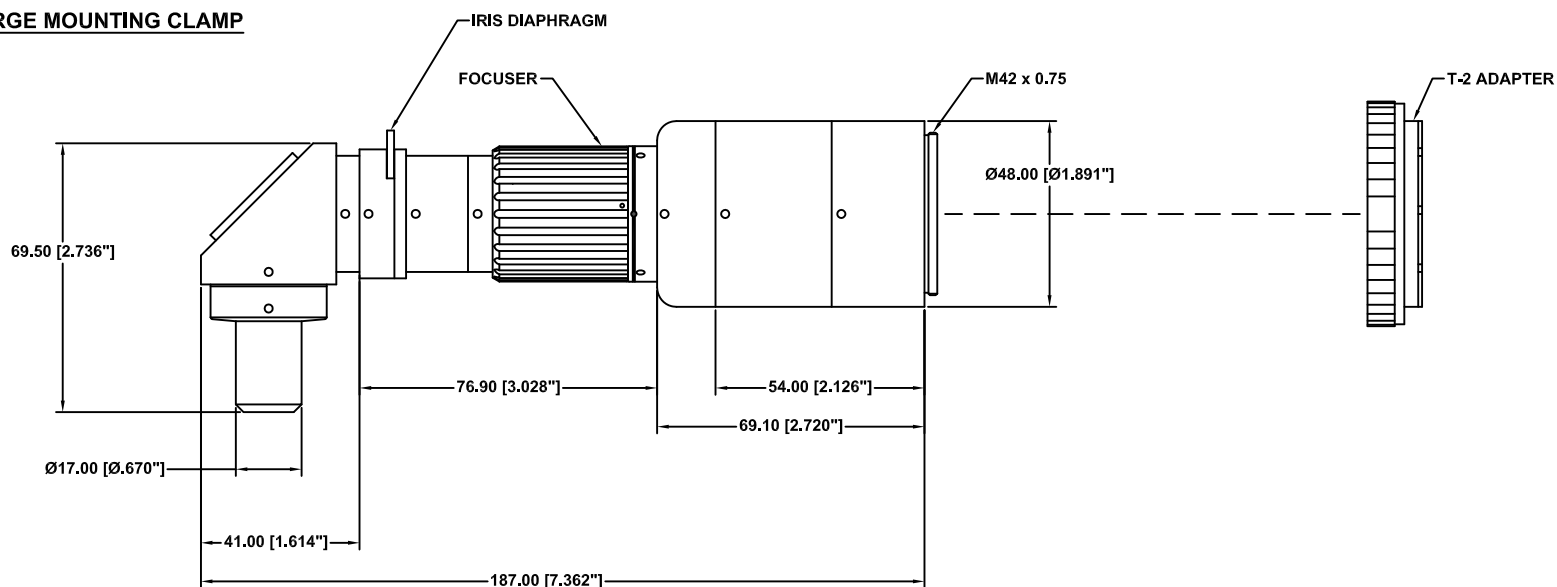
Date: 02/06/19 MB

Modified: 10/04/21 KD

SIZE	FSCM NO.	DWG NO.	REV
B		-	-
SCALE	NONE		SHEET 1 OF 1



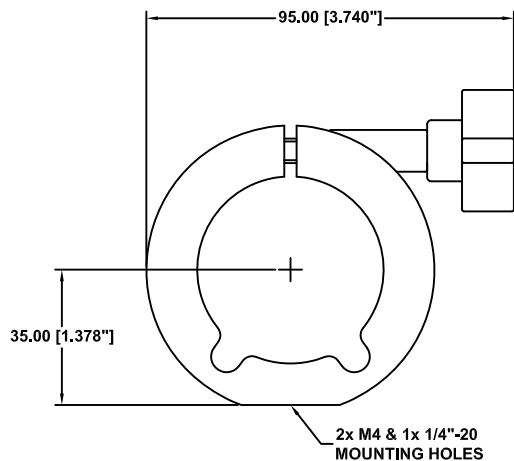
OPTIONAL LARGE MOUNTING CLAMP



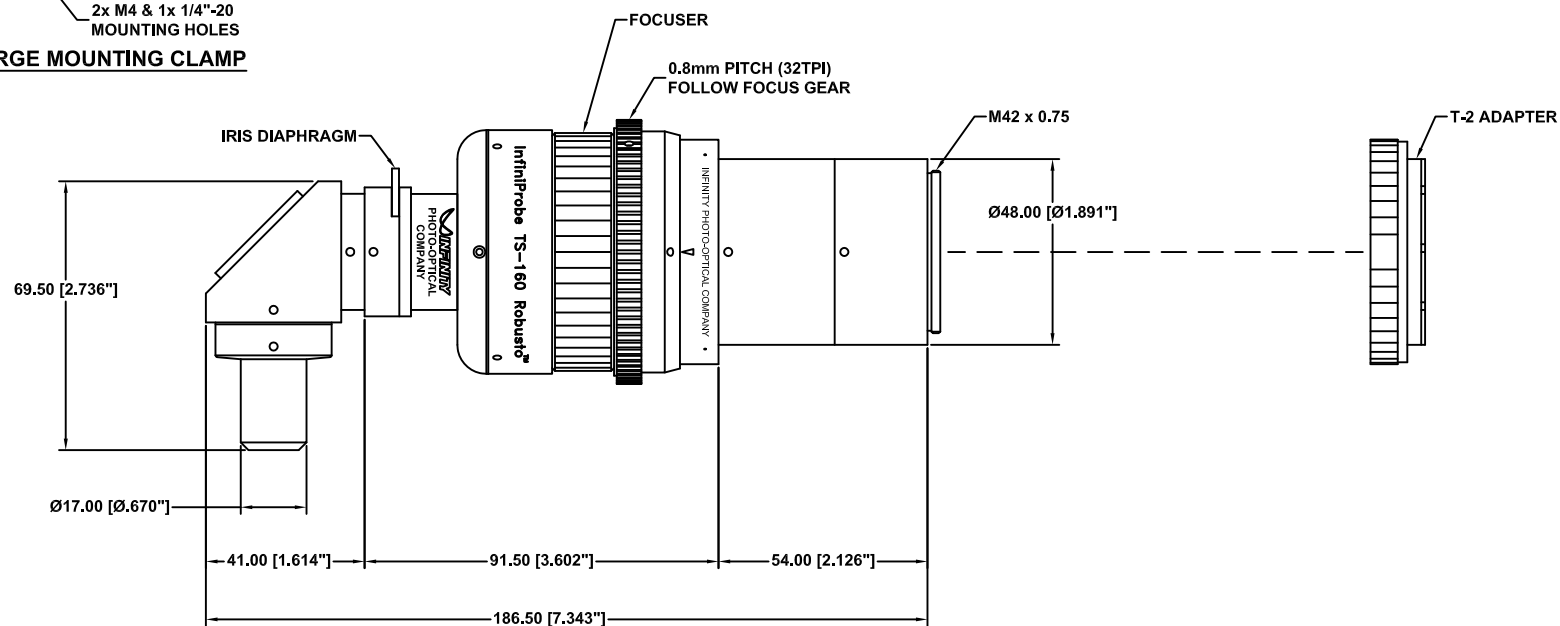
INFINIPROBE™ TS-160 MAIN BODY WITH MICRO HM-RA OBJECTIVE

This drawing is for informational purposes only.
No other rights or privileges are granted or implied.

INFINITY Photo-Optical Company www.infinity-usa.com				
INFINIPROBE™ TS-160 MAIN BODY with MICRO HM-RA OBJECTIVE				
Date: 05/08/13 MB	SIZE C	FSCM NO.	DWG NO. -	REV E
Modified: 08/07/20 MB	SCALE NONE	-		SHEET 1 OF 1



OPTIONAL LARGE MOUNTING CLAMP



INFINIPROBE™ TS-160 ROBUSTO™ MAIN BODY WITH MICRO HM-RA OBJECTIVE

This drawing is for informational purposes only.
No other rights or privileges are granted or implied.

INFINITY Photo-Optical Company www.infinity-usa.com				
INFINIPROBE™ TS-160 ROBUSTO™ w/MICRO HM-RA OBJECTIVE				
Date: 03/20/20 MB	SIZE C	FSCM NO.	DWG NO. -	REV A
Modified: 08/07/20 MB	SCALE NONE	-		SHEET 1 OF 1

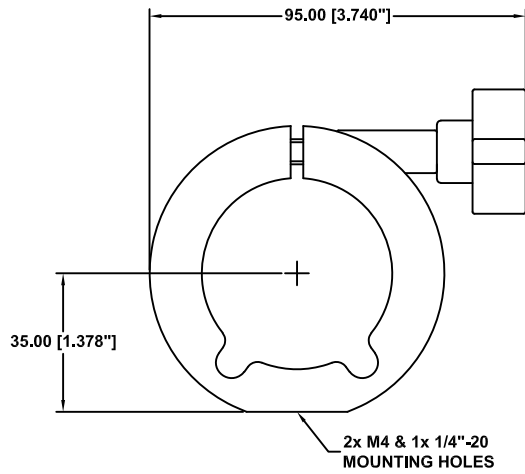
4

3

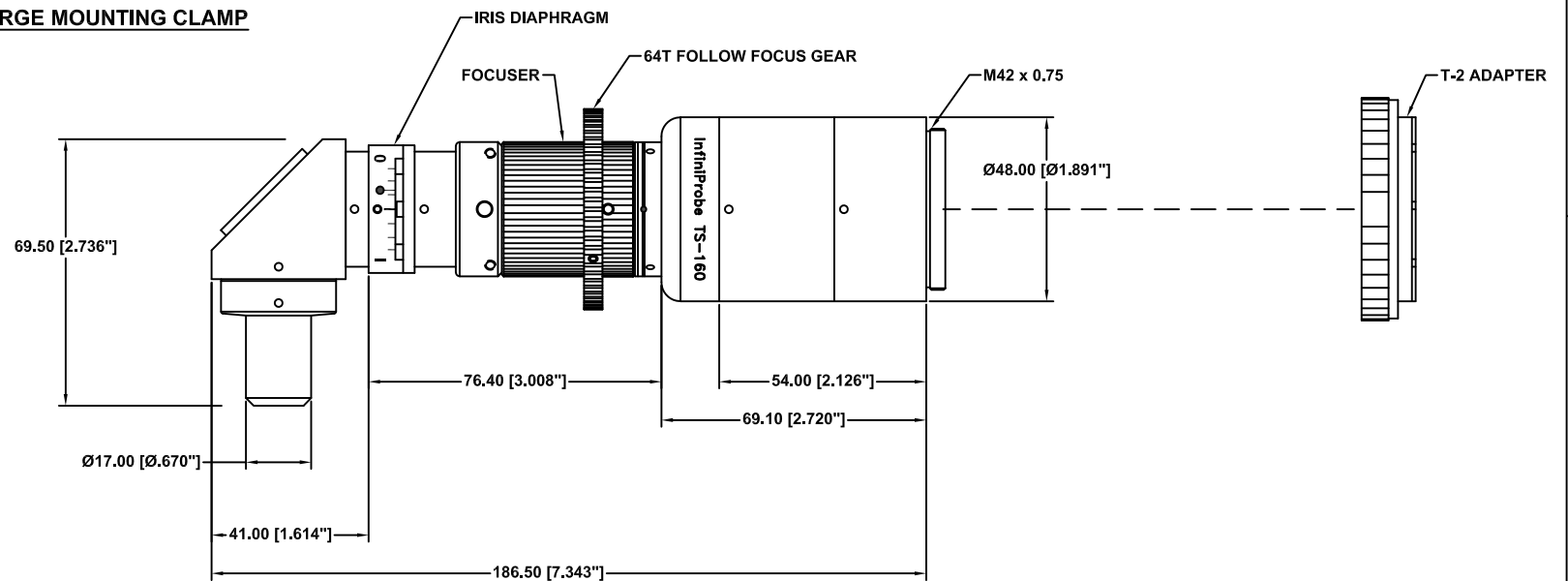
2

1

REVISIONS				
ZONE	REV	DESCRIPTION	DATE	APPROVED




OPTIONAL LARGE MOUNTING CLAMP



INFINIPROBE™ TS-160 ROBUSTO-LITE MAIN BODY WITH MICRO HM-RA OBJECTIVE

This drawing is for informational purposes only.
No other rights or privileges are granted or implied.

ALL DIM ARE mm [inches] AND ARE FOR REFERENCE ONLY AND ARE SUBJECT TO CHANGE.	 INFINITY Photo-Optical Company www.infinity-usa.com			
	INFINIPROBE™ TS-160 ROBUSTO LITE MAIN BODY w/MICRO HM-RA OBJECTIVE			
	Date: 06/19/18 MB	SIZE C	FSCM NO.	DWG NO. -
Modified: 12/2/21 KD	SCALE NONE	-	SHEET 1 OF 1	REV -

4

3

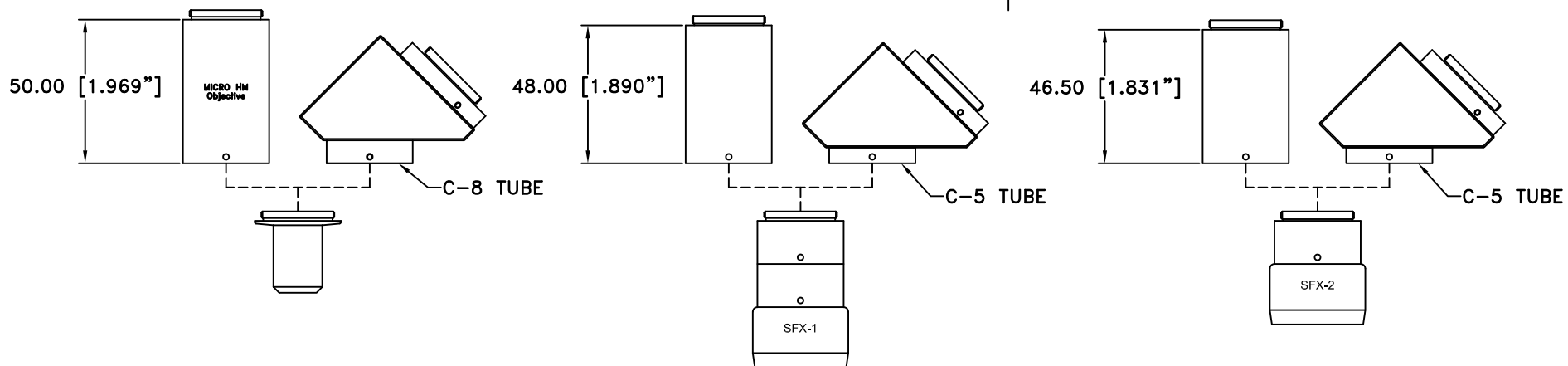
2

1

NOTE:

1. REPLACE REAR TUBE WITH 45° ADAPTER.

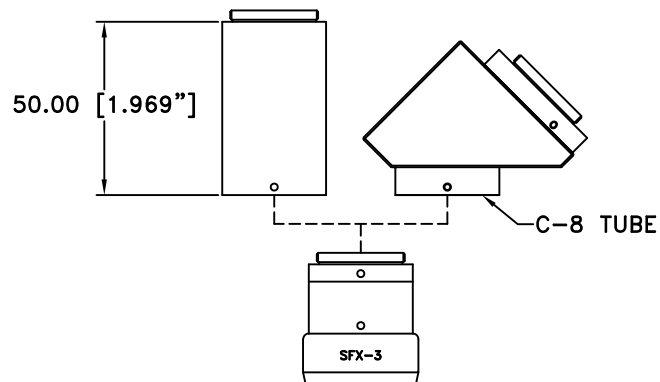
REVISIONS				
ZONE	REV	DESCRIPTION	DATE	APPROVED



MICRO HM OBJECTIVE

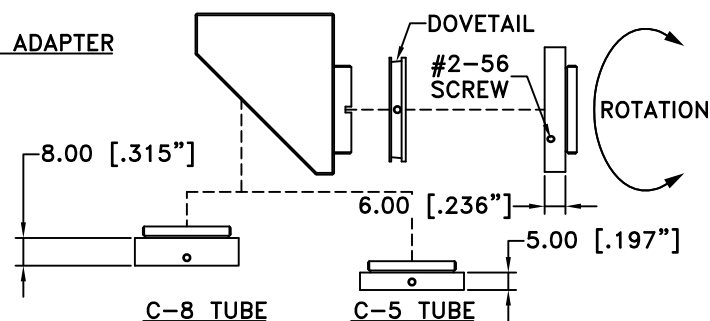
SFX-1 LENS

SFX-2 LENS



SFX-3 LENS

992245: 45° ADAPTER



ALL DIM ARE mm
[inches] AND ARE FOR
REFERENCE ONLY AND
ARE SUBJECT TO
CHANGE.

INFINITY Photo-Optical Company
www.infinity-usa.com

45° ANGLE USED w/OBJECTIVES

Date: 02/06/19 MB

SIZE
B

FSCM NO.

DWG NO.

-

REV

Modified: 10/04/21 KD

SCALE NONE

-

SHEET 1 OF 1

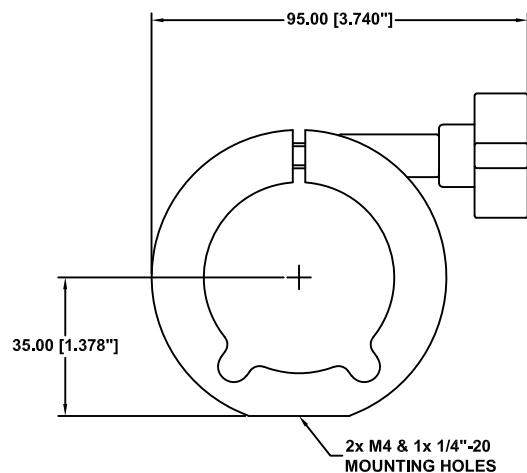
4

3

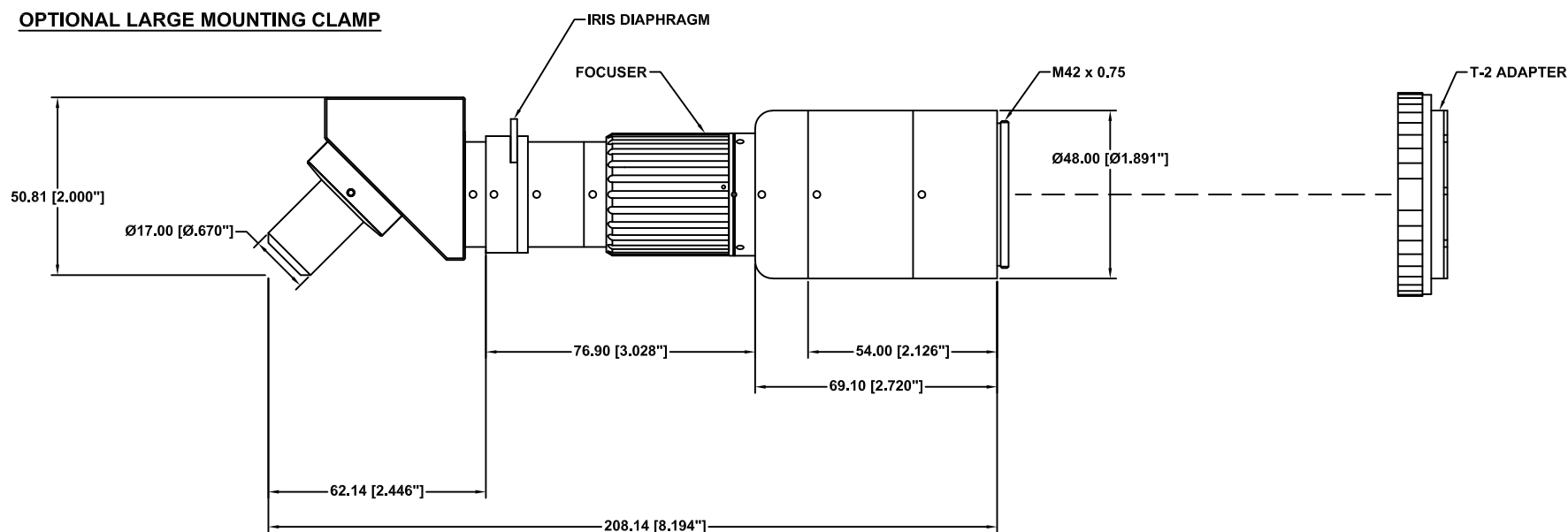
2

1

REVISIONS				
ZONE	REV	DESCRIPTION	DATE	APPROVED



OPTIONAL LARGE MOUNTING CLAMP



INFINIPROBE™ TS-160 MAIN BODY WITH MICRO HM-45 OBJECTIVE

This drawing is for informational purposes only.
No other rights or privileges are granted or implied.

ALL DIM ARE mm
[inches] AND ARE FOR
REFERENCE ONLY AND
ARE SUBJECT TO
CHANGE.

Date: 10/04/21 KD

Modified:

INFINITY Photo-Optical Company
www.infinity-usa.com

**INFINIPROBE™ TS-160 MAIN BODY
with MICRO HM-45 OBJECTIVE**

SIZE	FSCM NO.	DWG NO.	REV
C		-	E
SCALE	NONE	-	SHEET 1 OF 1

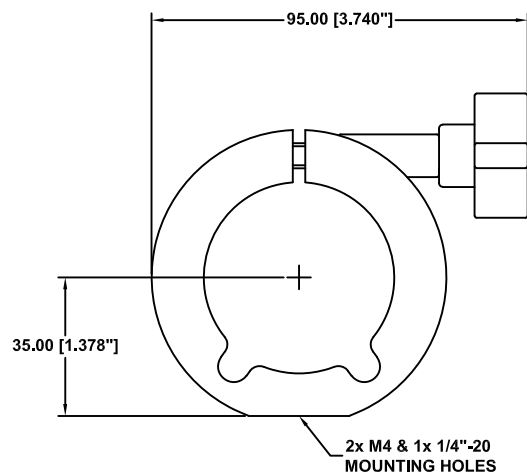
4

3

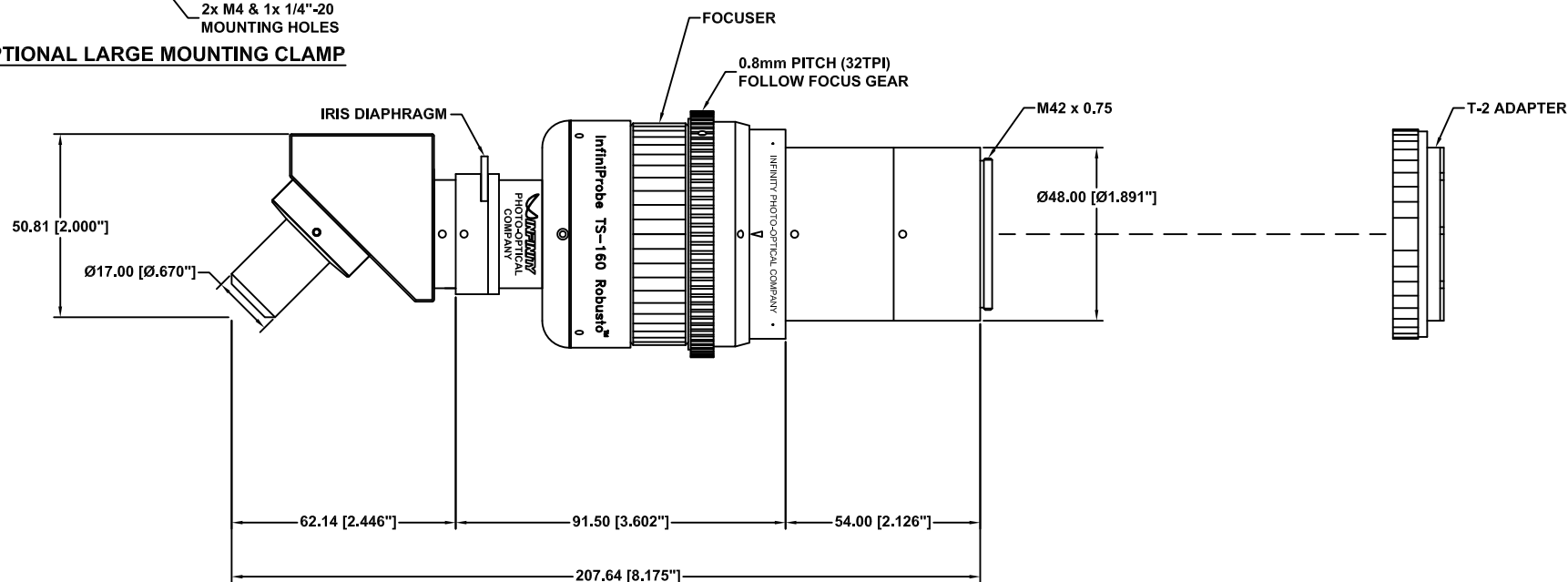
2

1

REVISIONS				
ZONE	REV	DESCRIPTION	DATE	APPROVED




OPTIONAL LARGE MOUNTING CLAMP



INFINIPROBE™ TS-160 ROBUSTO™ MAIN BODY WITH MICRO HM-45 OBJECTIVE

This drawing is for informational purposes only.
No other rights or privileges are granted or implied.

ALL DIM ARE mm [inches] AND ARE FOR REFERENCE ONLY AND ARE SUBJECT TO CHANGE.	 INFINITY Photo-Optical Company www.infinity-usa.com			
	INFINIPROBE™ TS-160 ROBUSTO™ w/MICRO HM-45 OBJECTIVE			
Date: 10/04/21 KD	SIZE C	FSCM NO.	DWG NO. -	REV A
Modified:	SCALE NONE	-	SHEET 1 OF 1	

4

3

2

1

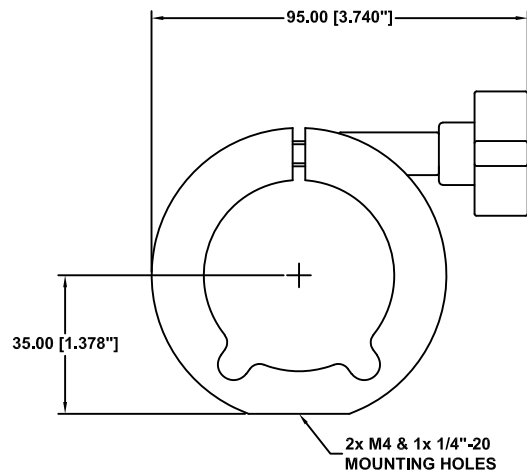
4

3

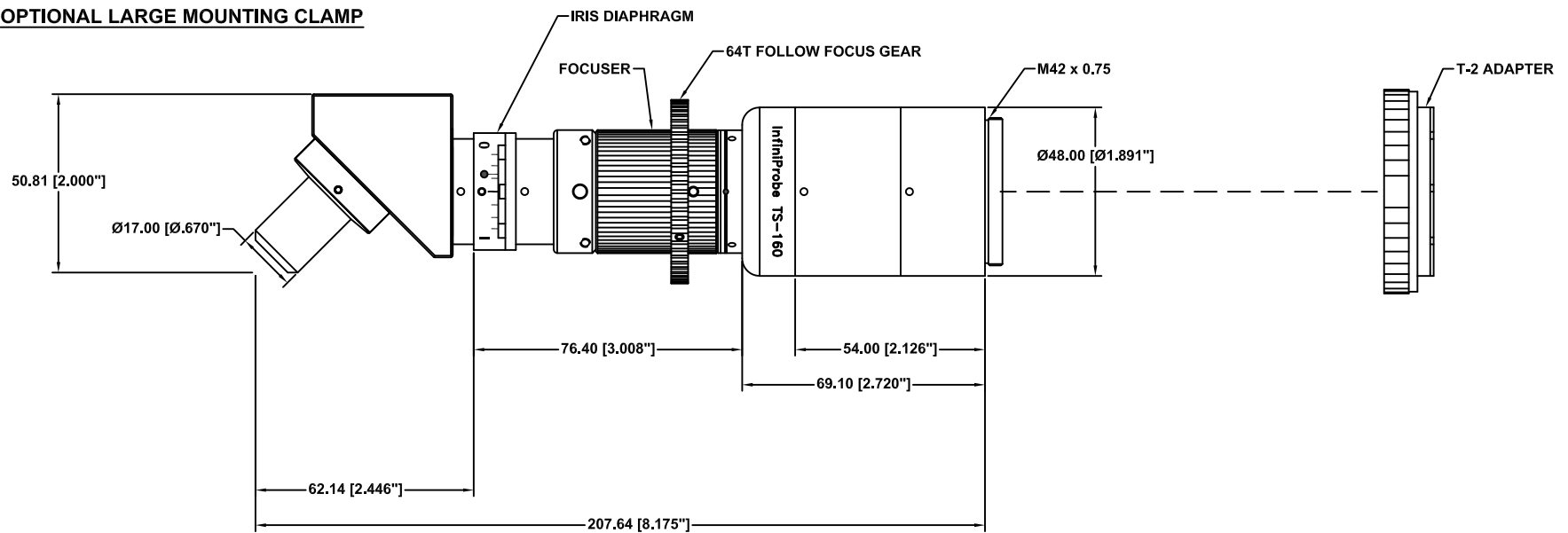
2

1

REVISIONS				
ZONE	REV	DESCRIPTION	DATE	APPROVED



OPTIONAL LARGE MOUNTING CLAMP



INFINIPROBE™ TS-160 ROBUSTO-LITE MAIN BODY WITH MICRO HM-45 OBJECTIVE

This drawing is for informational purposes only.
No other rights or privileges are granted or implied.

ALL DIM ARE mm
[inches] AND ARE FOR
REFERENCE ONLY AND
ARE SUBJECT TO
CHANGE.

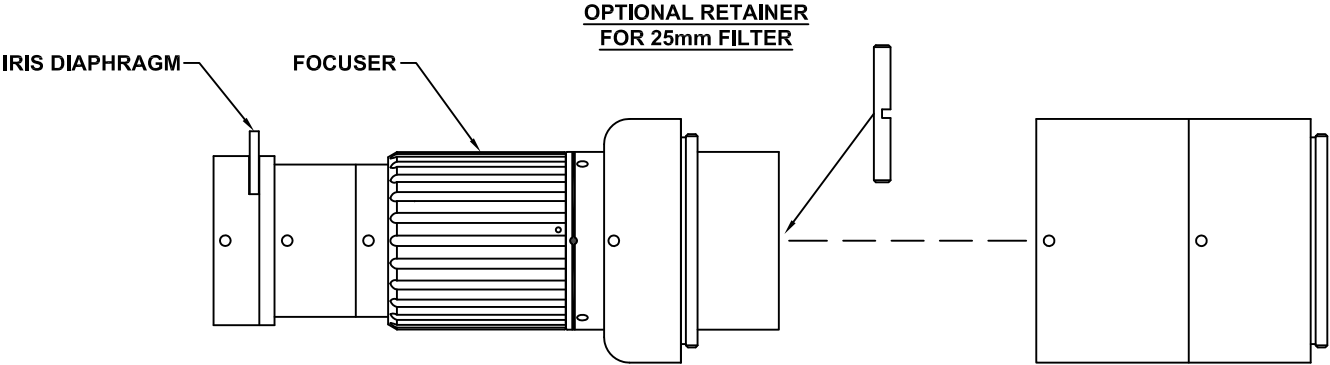
Date: 10/04/21 KD
Modified: 12/02/21 KD

INFINITY Photo-Optical Company
www.infinity-usa.com


**INFINIPROBE™ TS-160 ROBUSTO LITE
MAIN BODY w/MICRO HM-45 OBJECTIVE**

SIZE C	FSCM NO.	DWG NO.	REV -
SCALE NONE	-	SHEET 1 OF 1	

REVISIONS				
ZONE	REV	DESCRIPTION	DATE	APPROVED

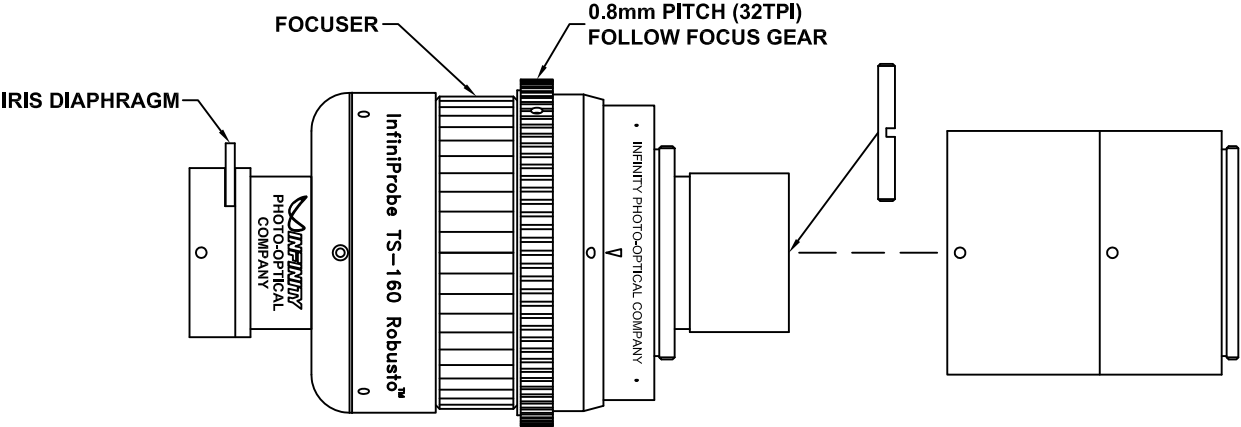


This drawing is for informational purposes only.
No other rights or privileges are granted or implied.


ALL DIM ARE mm [inches] AND ARE FOR REFERENCE ONLY AND ARE SUBJECT TO CHANGE.	 INFINITY Photo-Optical Company www.infinity-usa.com			
	INFINIPROBE™ TS-160 MAIN BODY (FILTER INSERTION)			
Date: 12/01/10 MB	SIZE B	FSCM NO.	DWG NO. -	REV B
Modified: 08/14/13 MB	SCALE NONE	-	SHEET 1 OF 1	

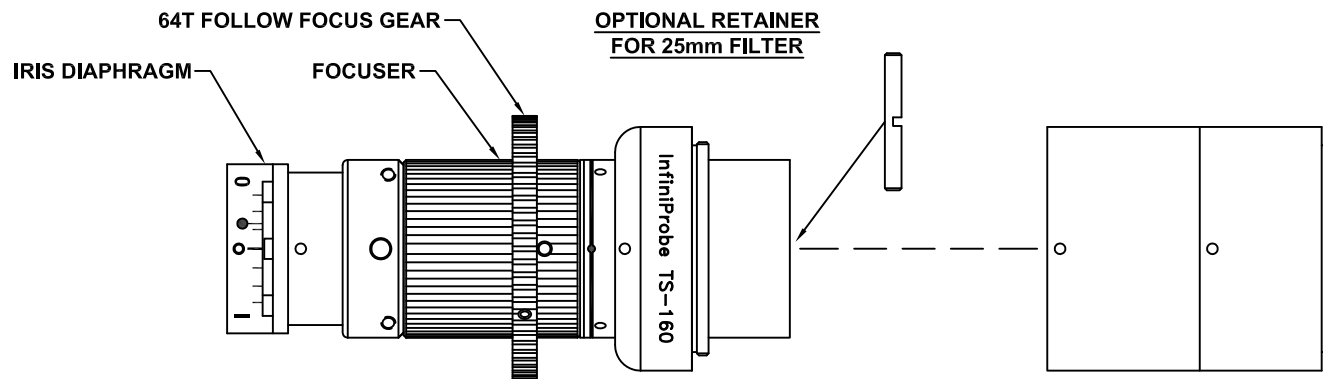
REVISIONS				
ZONE	REV	DESCRIPTION	DATE	APPROVED

OPTIONAL FILTER HOLDER/RETAINER
FOR 25mm FILTER



This drawing is for informational purposes only.
No other rights or privileges are granted or implied.

ALL DIM ARE mm [inches] AND ARE FOR REFERENCE ONLY AND ARE SUBJECT TO CHANGE.		 INFINITY Photo-Optical Company www.infinity-usa.com		
		INFINIPROBE™ TS-160 ROBUSTO-LITE™ MAIN BODY (FILTER INSERTION)		
Date: 03/20/20 MB	SIZE B	FSCM NO.	DWG NO. -	REV -
Modified:	SCALE NONE	-	SHEET 1 OF 1	



This drawing is for informational purposes only.
No other rights or privileges are granted or implied.

ALL DIM ARE mm
[inches] AND ARE FOR
REFERENCE ONLY AND
ARE SUBJECT TO
CHANGE.

Date: 12/22/20 MB

Modified:

INFINITY Photo-Optical Company
www.infinity-usa.com

**INFINIPROBE™ TS-160 ROBUSTO LITE
MAIN BODY (FILTER INSERTION)**

SIZE B	FSCM NO.	DWG NO. -	REV -
SCALE NONE	-	SHEET 1 OF 1	

REVISIONS				
ZONE	REV	DESCRIPTION	DATE	APPROVED

4

3

2

1

REVISIONS

ZONE	REV	DESCRIPTION	DATE	APPROVED

REMOVE T-24 TUBE

MOUNT STEREO STAND ADAPTER
(THIS REPLACES ONE T-24 TUBE)

Ø82.70 [Ø3.258"]

24.00 [.945"]

FOCUSER

0.8mm PITCH (32TPI)
FOLLOW FOCUS GEAR

T-2 ADAPTER

IRIS DIAPHRAGM

Ø30.00 [Ø1.182"]

50.00 [1.968"]

69.10 [2.720"]

220.00 [8.661"]

This drawing is for informational purposes only.
No other rights or privileges are granted or implied.

ALL DIM ARE mm
[Inches] AND ARE FOR
REFERENCE ONLY AND
ARE SUBJECT TO
CHANGE.

Date: 03/20/20 MB

Modified:

INFINITY Photo-Optical Company
www.infinity-usa.com

INFINIPROBE™ TS-160 ROBUSTO™
w/MICRO HM OBJ. & STEREO STAND ADAP.

SIZE	FSCM NO.	DWG NO.	REV
C		-	-

SCALE	SHEET	1 OF 1
NONE	-	

4

3

2

1

D

D

C

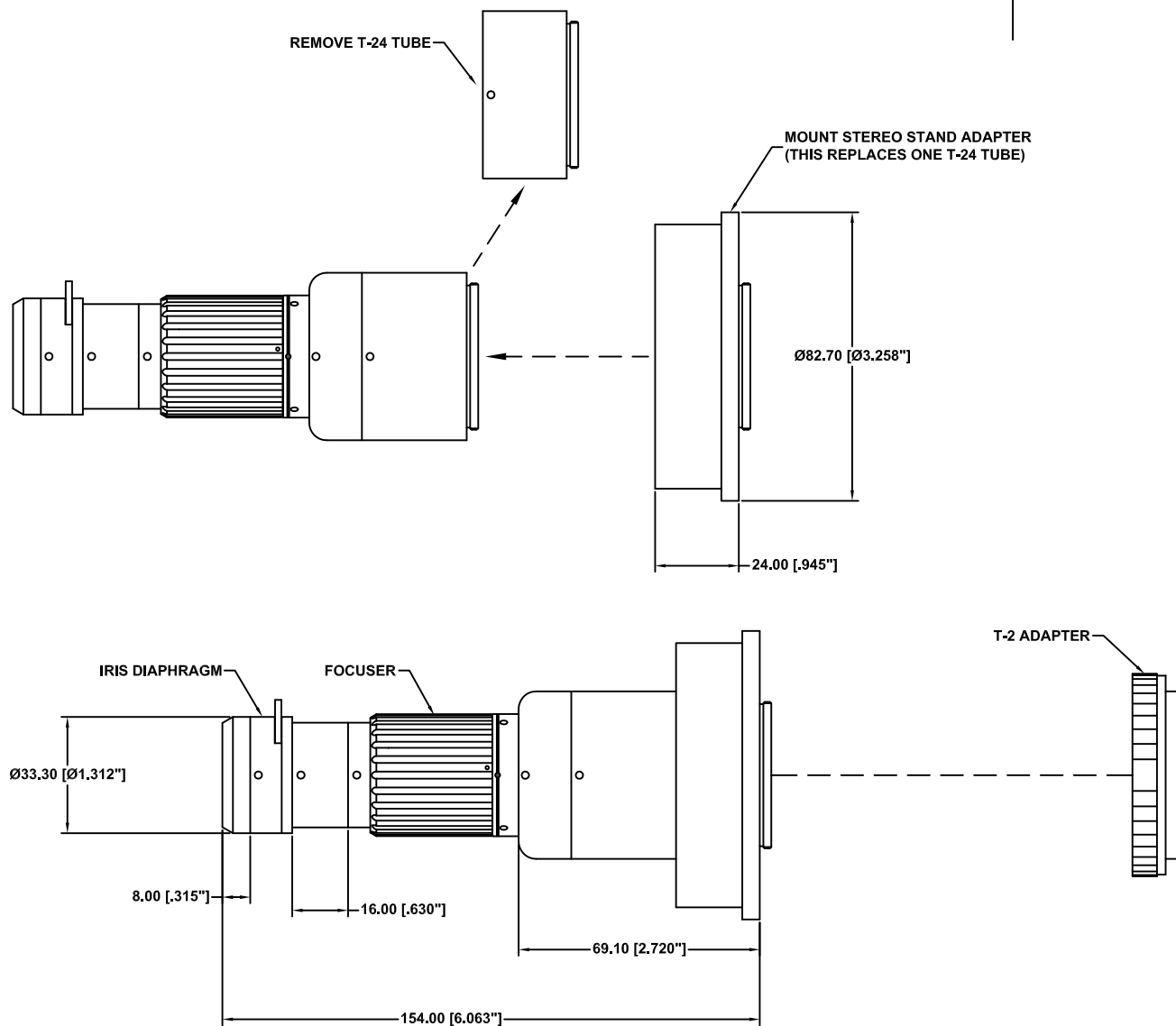
C

B

B

A

A



This drawing is for informational purposes only.
No other rights or privileges are granted or implied.

ALL DIM ARE mm [Inches] AND ARE FOR REFERENCE ONLY AND ARE SUBJECT TO CHANGE.	INFINITY Photo-Optical Company www.infinity-usa.com			
	INFINIPROBE™ TS-160 WITH MACRO OBJ. AND STEREO STAND ADAPTER			
Date: 06/26/13 MB	SIZE C	FSCM NO.	DWG NO. -	REV B
Modified: 12/18/13 MB	SCALE NONE	-	SHEET 1 OF 1	

4

3

2

1

4

3

2

1

D

D

C

C

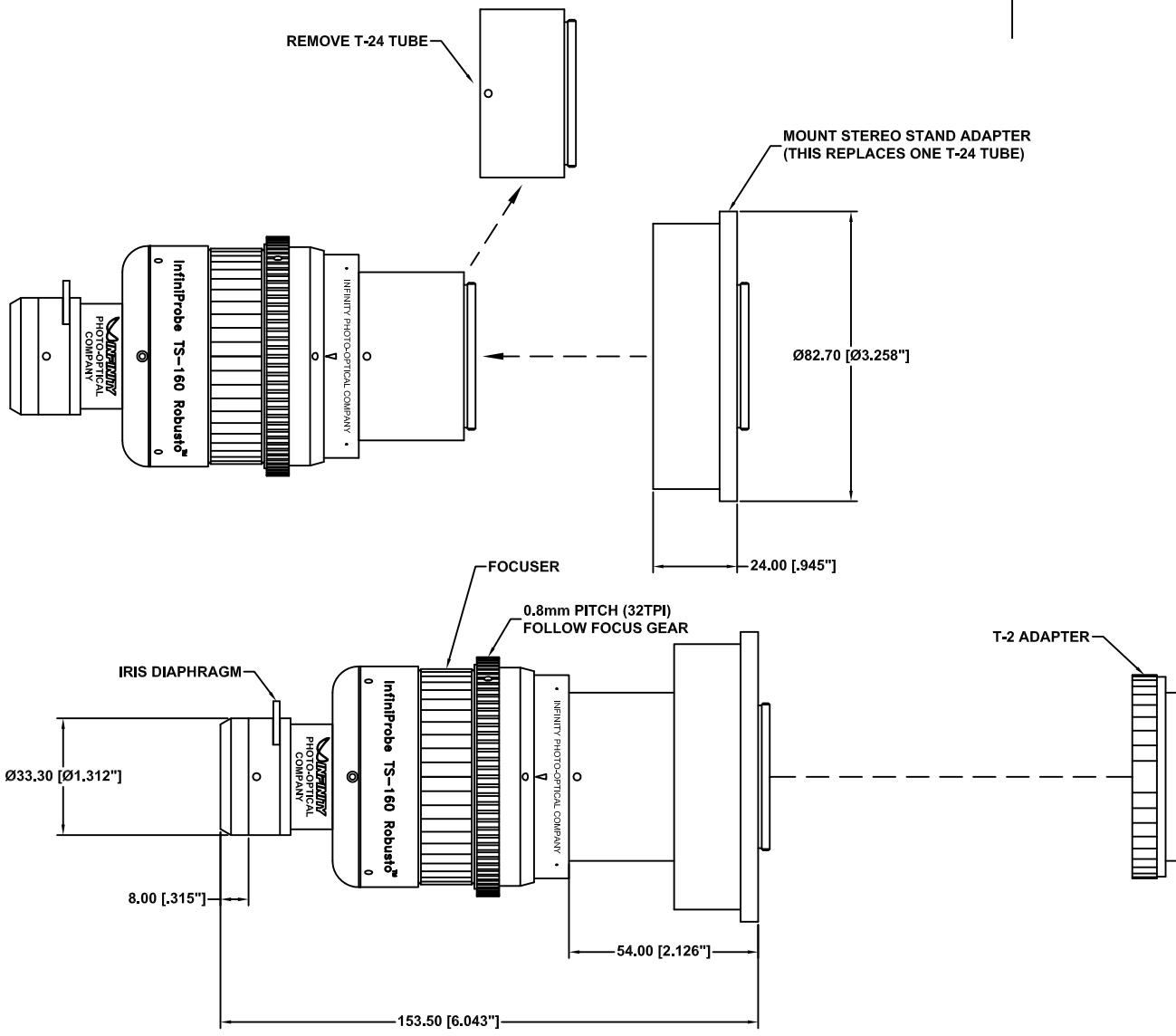
B

B

A

A

REVISIONS				
ZONE	REV	DESCRIPTION	DATE	APPROVED



This drawing is for informational purposes only.
No other rights or privileges are granted or implied.

ALL DIM ARE mm [Inches] AND ARE FOR REFERENCE ONLY AND ARE SUBJECT TO CHANGE.				
Date: 03/20/20 MB				
Modified:				
SIZE C		FSCM NO.	DWG NO.	REV -
SCALE NONE		-	SHEET 1 OF 1	

4

3

2

1

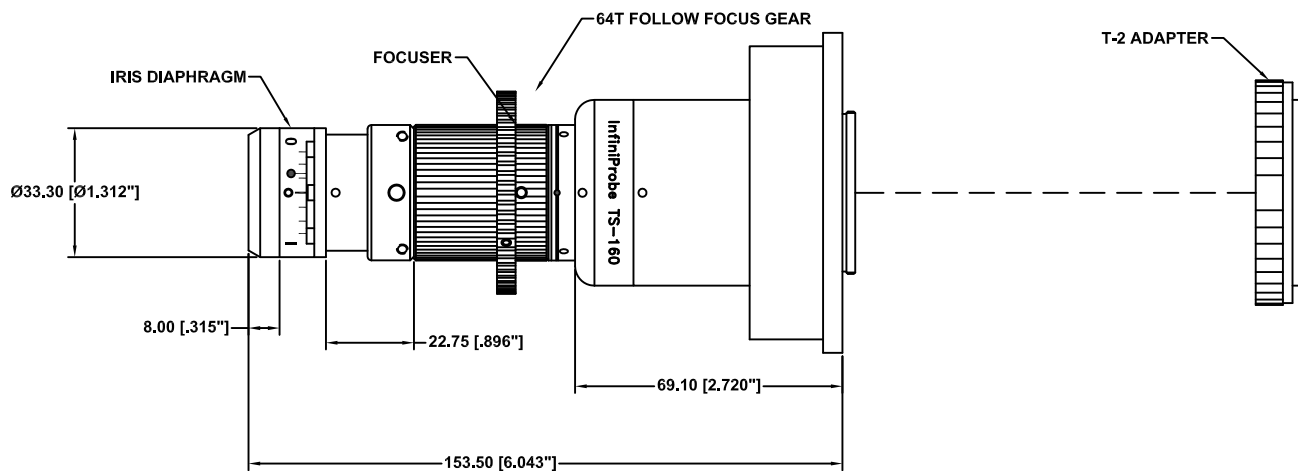
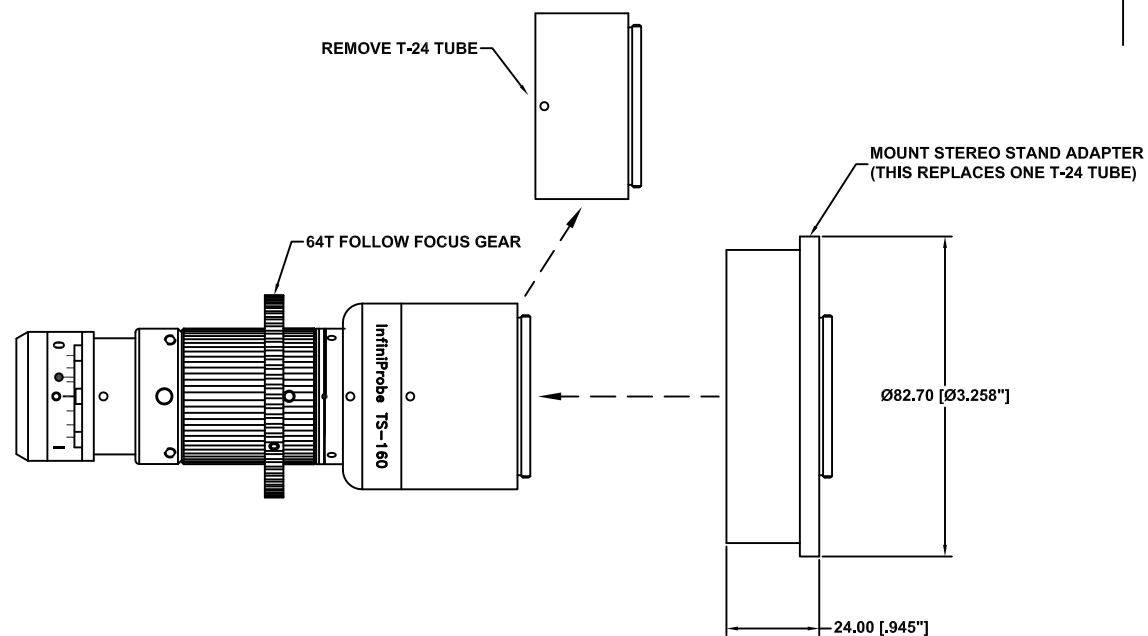
4

3

2

1

REVISIONS				
ZONE	REV	DESCRIPTION	DATE	APPROVED



This drawing is for informational purposes only.
No other rights or privileges are granted or implied.

ALL DIM ARE mm
[Inches] AND ARE FOR
REFERENCE ONLY AND
ARE SUBJECT TO
CHANGE.

Date: 12/21/20 MB

Modified:

INFINITY Photo-Optical Company
www.infinity-usa.com

**INFINIPROBE™ TS-160 ROBUSTO LITE
w/MACRO OBJ. & STEREO STAND ADAPTER**

SIZE	FSCM NO.	DWG NO.	REV
C	-	-	-

SCALE NONE SHEET 1 OF 1

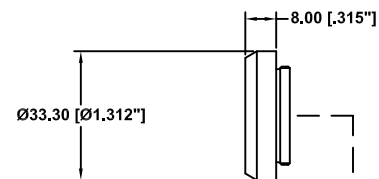
4

3

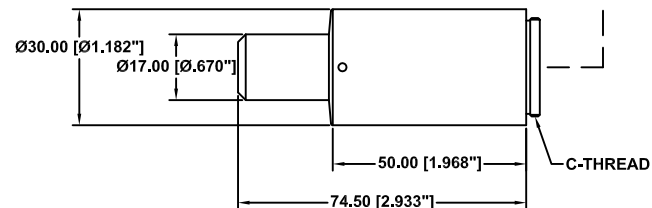
2

1

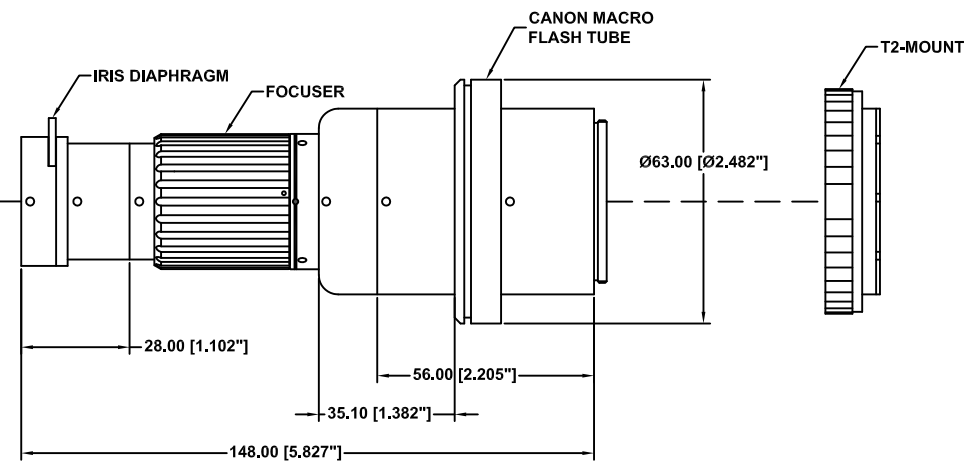
REVISIONS				
ZONE	REV	DESCRIPTION	DATE	APPROVED



MACRO LWD OBJECTIVE



MICRO HM OBJECTIVE



INFINIPROBE™ TS-160 MAIN BODY

This drawing is for informational purposes only.
No other rights or privileges are granted or implied.

ALL DIM ARE mm
[Inches] AND ARE FOR
REFERENCE ONLY AND
ARE SUBJECT TO
CHANGE.

Date: 07/17/13 MB

Modified: 04/21/15 MB

INFINITY Photo-Optical Company
www.infinity-usa.com

**INFINIPROBE™ TS-160 MAIN BODY
w/CANON MACRO FLASH TUBE**

SIZE C FSCM NO. DWG NO. - REV A

SCALE NONE SHEET 1 OF 1

4

3

2

1

REVISIONS				
ZONE	REV	DESCRIPTION	DATE	APPROVED

D

D

C

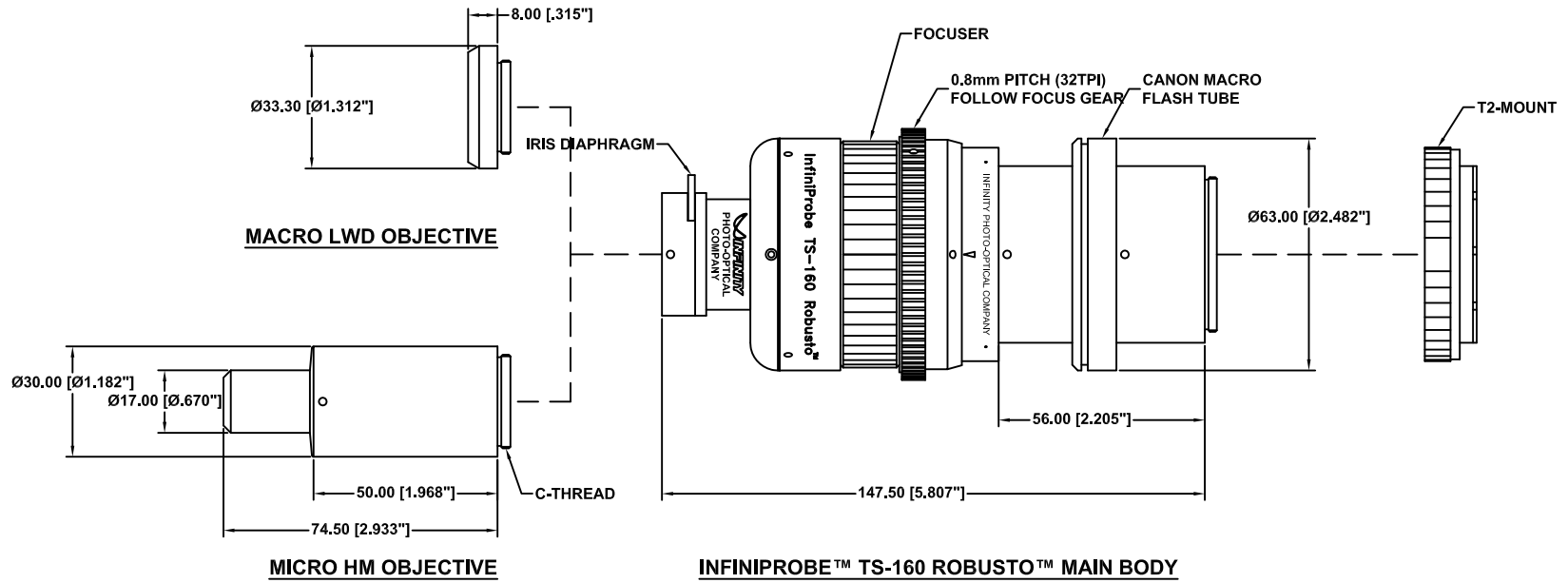
C

B

B

A

A



This drawing is for informational purposes only.
No other rights or privileges are granted or implied.

ALL DIM ARE mm [Inches] AND ARE FOR REFERENCE ONLY AND ARE SUBJECT TO CHANGE.				
INFINITY Photo-Optical Company www.infinity-usa.com				
INFINIPROBE™ TS-160 ROBUSTO™ w/CANON MACRO FLASH TUBE				
Date: 03/20/20 MB	SIZE C	FSCM NO.	DWG NO. -	REV -
Modified:	SCALE NONE	-	SHEET 1 OF 1	

4

3

2

1

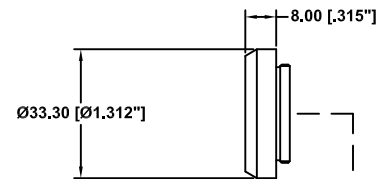
4

3

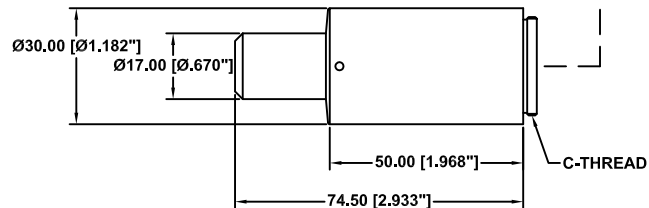
2

1

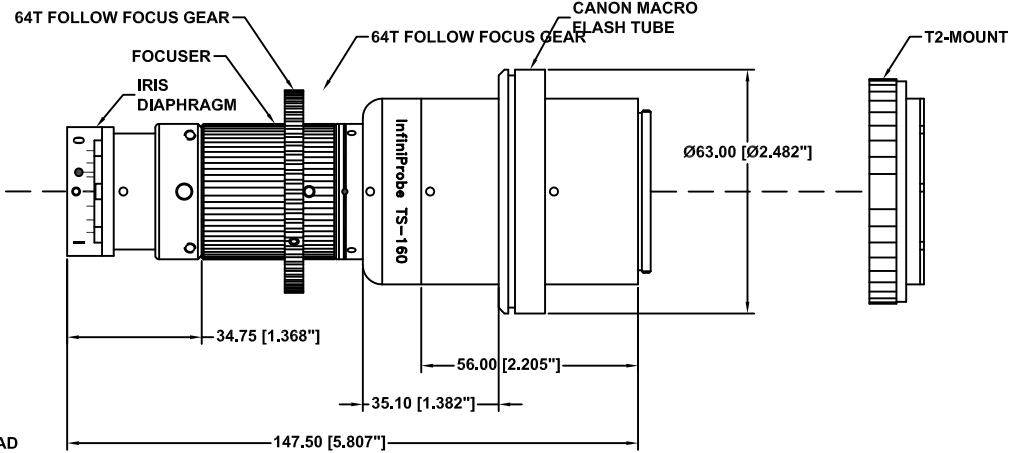
REVISIONS				
ZONE	REV	DESCRIPTION	DATE	APPROVED



MACRO LWD OBJECTIVE



MICRO HM OBJECTIVE



INFINIPROBE™ TS-160 ROBUSTO-LITE MAIN BODY

This drawing is for informational purposes only.
No other rights or privileges are granted or implied.

ALL DIM ARE mm
[Inches] AND ARE FOR
REFERENCE ONLY AND
ARE SUBJECT TO
CHANGE.

Date: 12/22/20 MB

Modified:

INFINITY Photo-Optical Company
www.infinity-usa.com

**INFINIPROBE™ TS-160 ROBUSTO LITE MAIN
BODY w/CANON MACRO FLASH TUBE**

SIZE	FSCM NO.	DWG NO.	REV
C		-	-

SCALE	SHEET	1 OF 1
NONE	-	

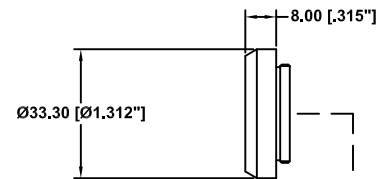
4

3

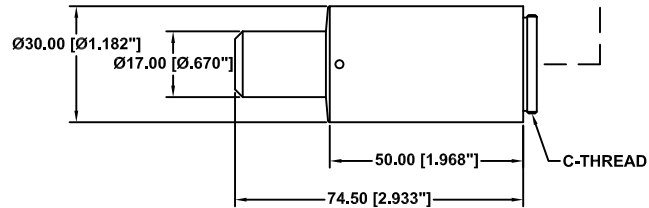
2

1

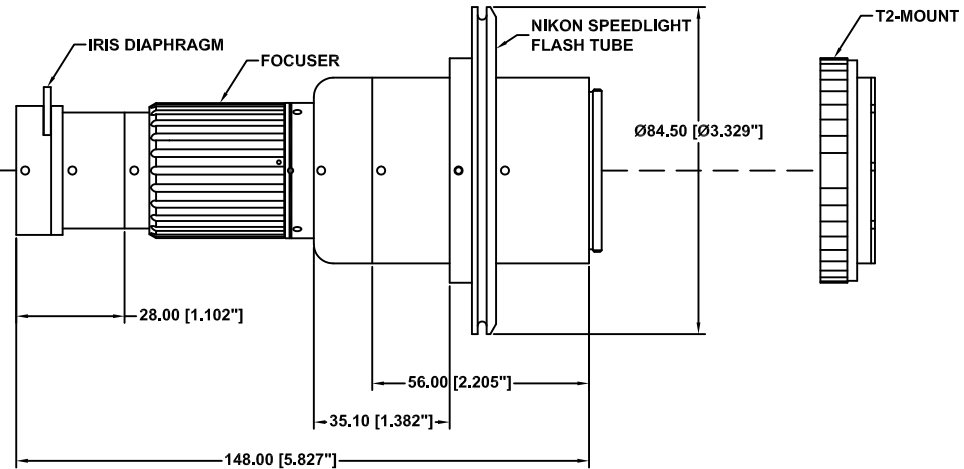
REVISIONS				
ZONE	REV	DESCRIPTION	DATE	APPROVED



MACRO LWD OBJECTIVE



MICRO HM OBJECTIVE



INFINIPROBE™ TS-160 MAIN BODY

This drawing is for informational purposes only.
No other rights or privileges are granted or implied.

ALL DIM ARE mm
[Inches] AND ARE FOR
REFERENCE ONLY AND
ARE SUBJECT TO
CHANGE.

Date: 04/21/15 MB

Modified:

INFINITY Photo-Optical Company
www.infinity-usa.com

**INFINIPROBE™ TS-160 MAIN BODY
w/NIKON SPEEDLIGHT FLASH TUBE**

SIZE C	FSCM NO.	DWG NO. -	REV -
-----------	----------	--------------	----------

SCALE NONE	-	SHEET 1 OF 1
------------	---	--------------

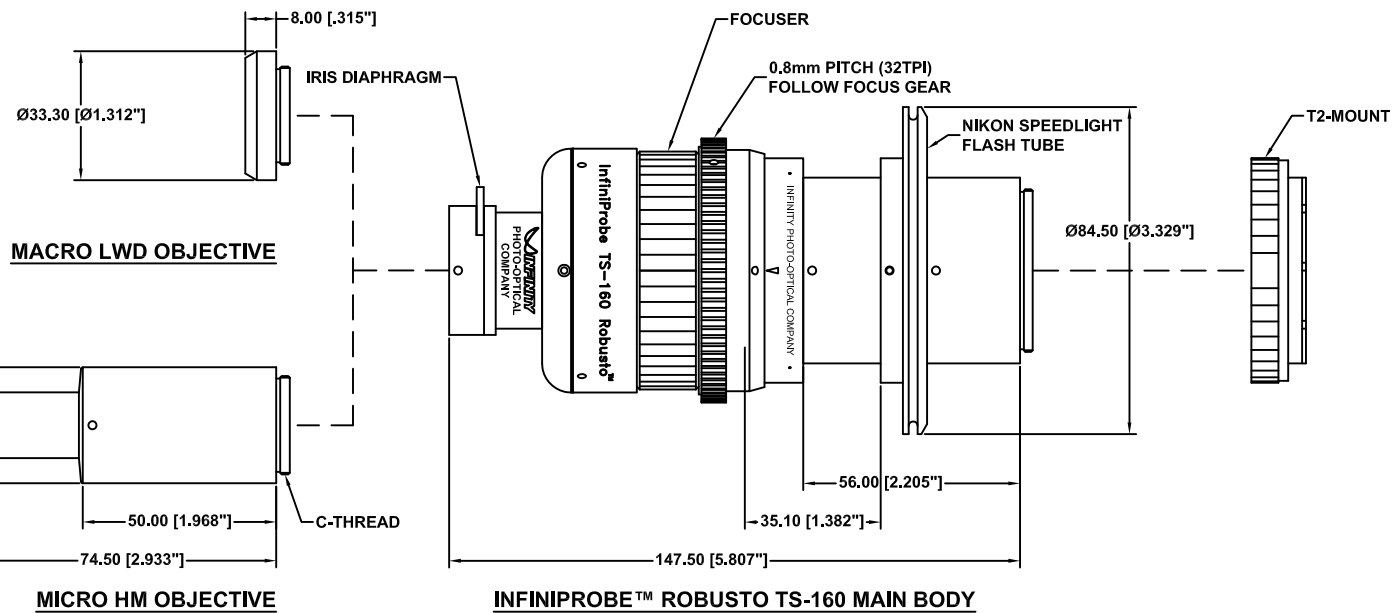
4

3

2

1

REVISIONS				
ZONE	REV	DESCRIPTION	DATE	APPROVED



This drawing is for informational purposes only.
No other rights or privileges are granted or implied.

ALL DIM ARE mm
[Inches] AND ARE FOR
REFERENCE ONLY AND
ARE SUBJECT TO
CHANGE.

Date: 03/23/20 MB

Modified:

INFINITY Photo-Optical Company
www.infinity-usa.com

**INFINIPROBE™ TS-160 ROBUSTO™
w/NIKON SPEEDLIGHT FLASH TUBE**

SIZE
C

FSCM NO.

DWG NO.

-

REV
-

SCALE NONE

-

SHEET 1 OF 1

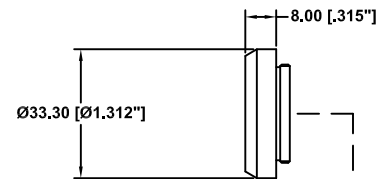
4

3

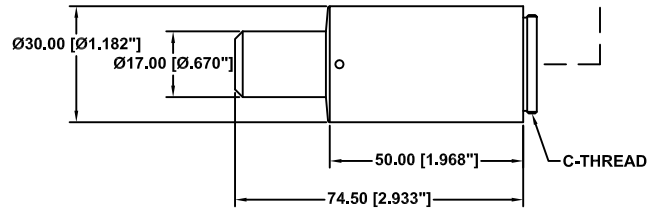
2

1

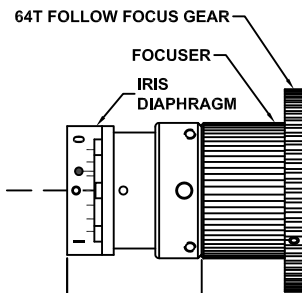
REVISIONS				
ZONE	REV	DESCRIPTION	DATE	APPROVED



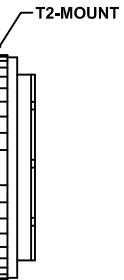
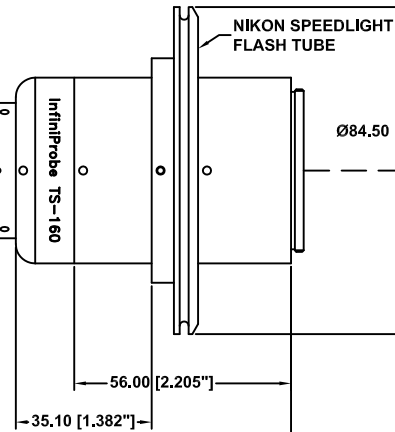
MACRO LWD OBJECTIVE



MICRO HM OBJECTIVE



INFINIPROBE™ TS-160 ROBUSTO-LITE MAIN BODY



This drawing is for informational purposes only.
No other rights or privileges are granted or implied.

ALL DIM ARE mm
[Inches] AND ARE FOR
REFERENCE ONLY AND
ARE SUBJECT TO
CHANGE.

Date: 12/22/20 MB

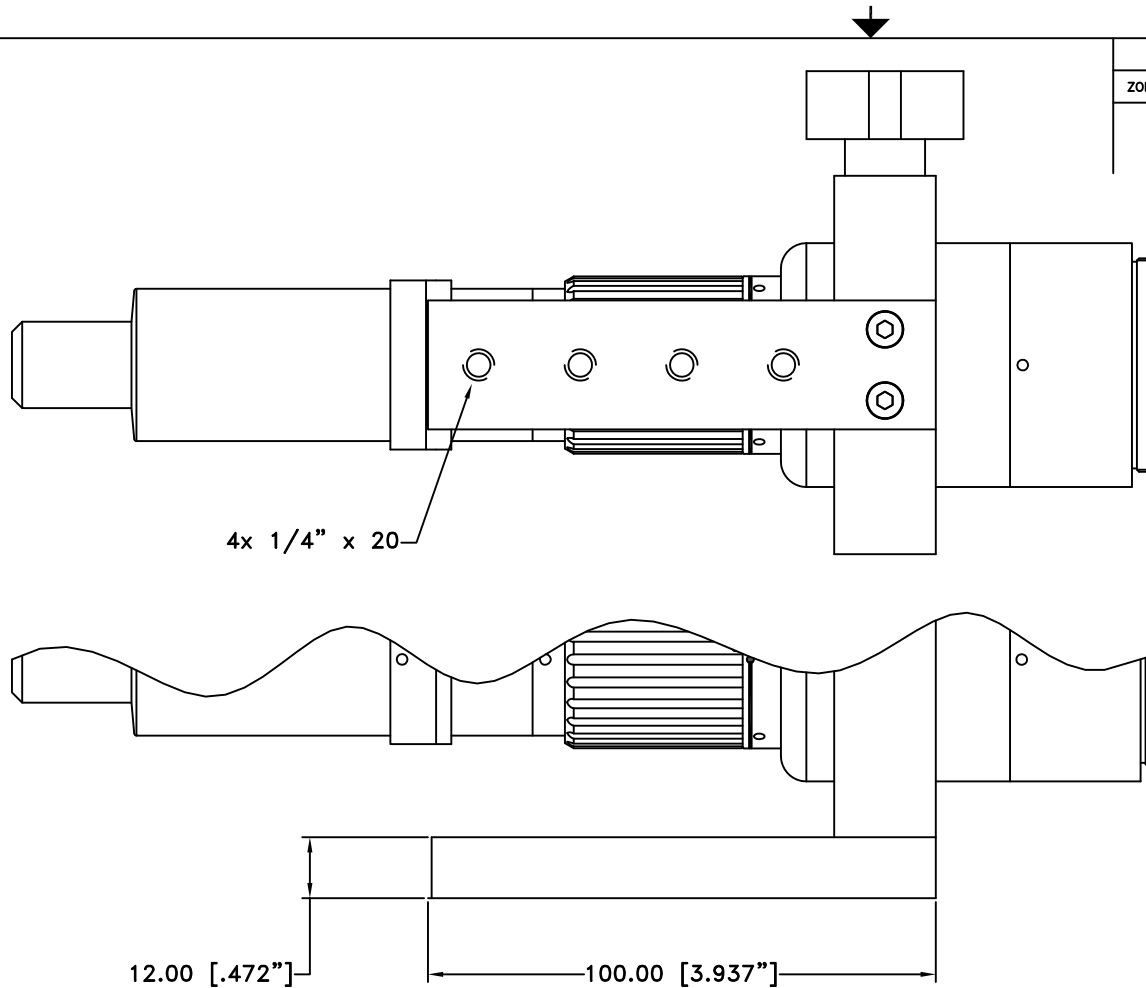
Modified:

INFINITY Photo-Optical Company
www.infinity-usa.com

**INFINIPROBE™ TS-160 ROBUSTO LITE MAIN
BODY w/NIKON SPEEDLIGHT FLASH TUBE**

SIZE C	FSCM NO.	DWG NO.	-	REV -
-----------	----------	---------	---	----------

SCALE NONE	-	SHEET 1 OF 1
------------	---	--------------



REVISIONS				
ZONE	REV	DESCRIPTION	DATE	APPROVED

NOTE:

1. INFINIPROBE SHOWN WITH MICRO OBJECTIVE AND MOUNTING BAR.

ALL DIM ARE mm
[inches] AND ARE FOR
REFERENCE ONLY AND
ARE SUBJECT TO
CHANGE.

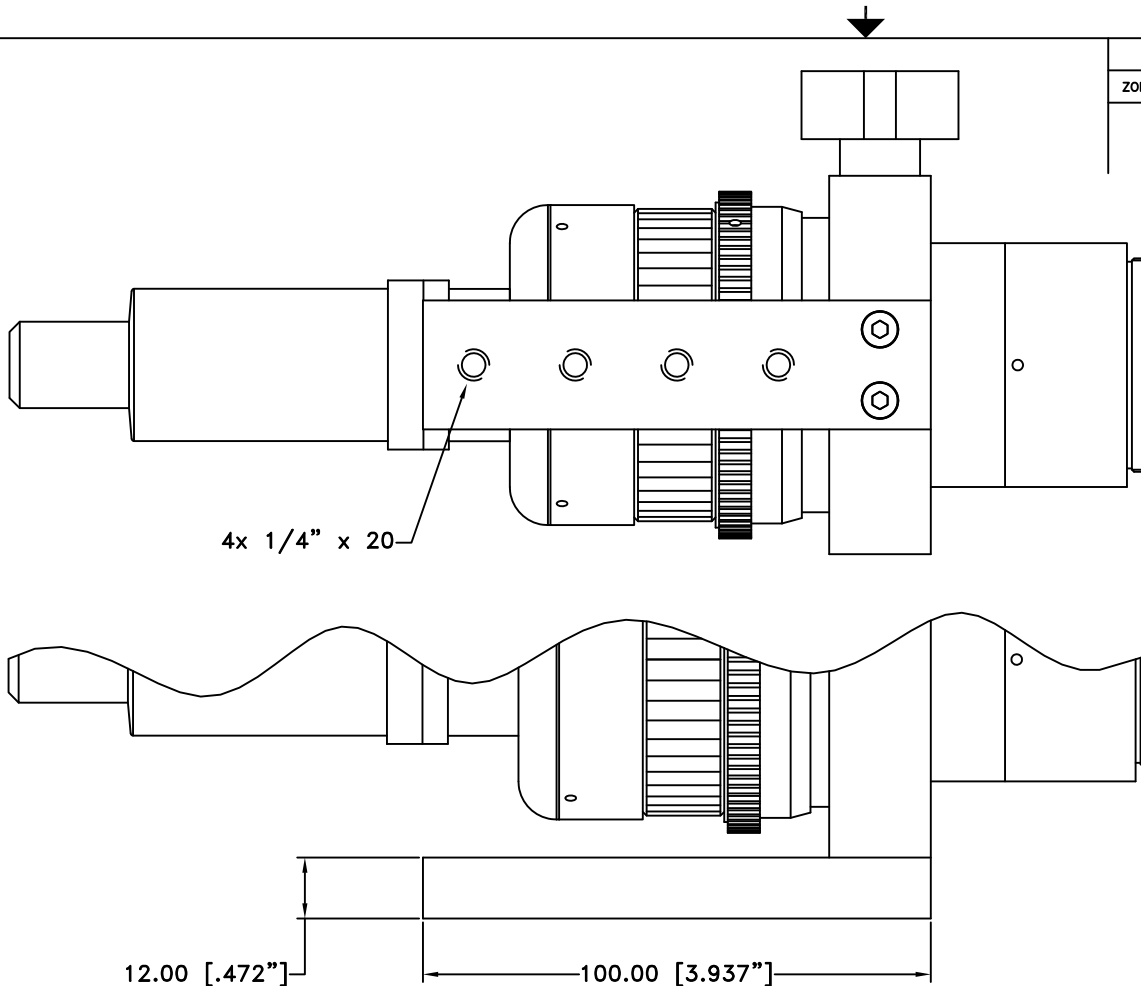
Date: 07/17/13 MB

Modified:

INFINITY Photo-Optical Company
www.infinity-usa.com

**INFINIPROBE TS-160 w/MOUNTING
BAR**

SIZE	FSCM NO.	DWG NO.	REV
B		-	-
SCALE	NONE	-	SHEET 1 OF 1



REVISIONS				
ZONE	REV	DESCRIPTION	DATE	APPROVED

12.00 [.472"]

100.00 [3.937"]

NOTE:

1. INFINIPROBE SHOWN WITH MICRO OBJECTIVE AND MOUNTING BAR.

ALL DIM ARE mm
[inches] AND ARE FOR
REFERENCE ONLY AND
ARE SUBJECT TO
CHANGE.

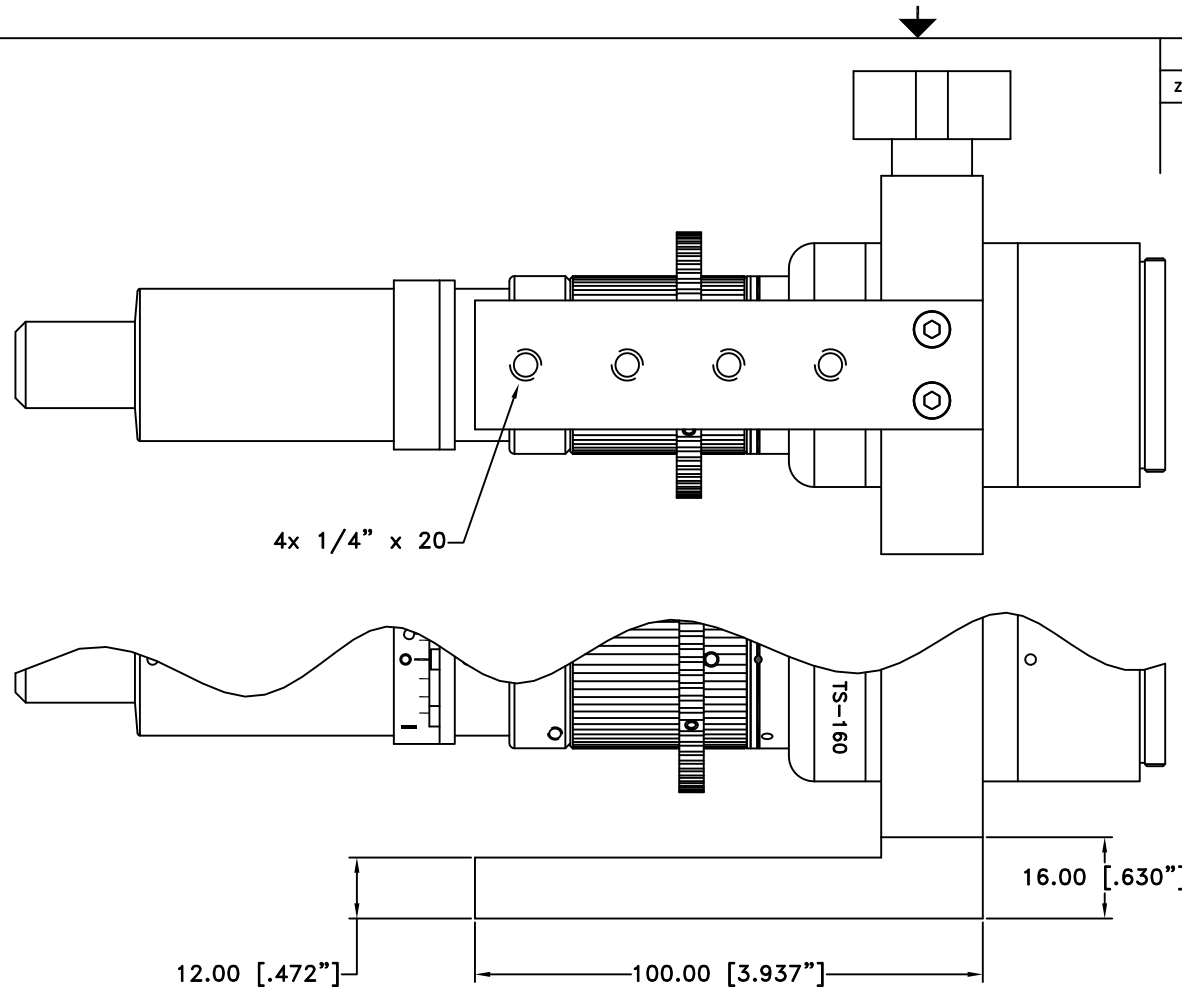
Date: 03/23/20 MB

Modified:

INFINITY Photo-Optical Company
www.infinity-usa.com

**INFINIPROBE TS-160 ROBUSTO™
w/MOUNTING BAR**

SIZE	FSCM NO.	DWG NO.	REV
B		-	-
SCALE	NONE	-	SHEET 1 OF 1



REVISIONS				
ZONE	REV	DESCRIPTION	DATE	APPROVED

NOTE:

1. INFINIPROBE SHOWN WITH MICRO OBJECTIVE AND MOUNTING BAR.

ALL DIM ARE mm
[inches] AND ARE FOR
REFERENCE ONLY AND
ARE SUBJECT TO
CHANGE.

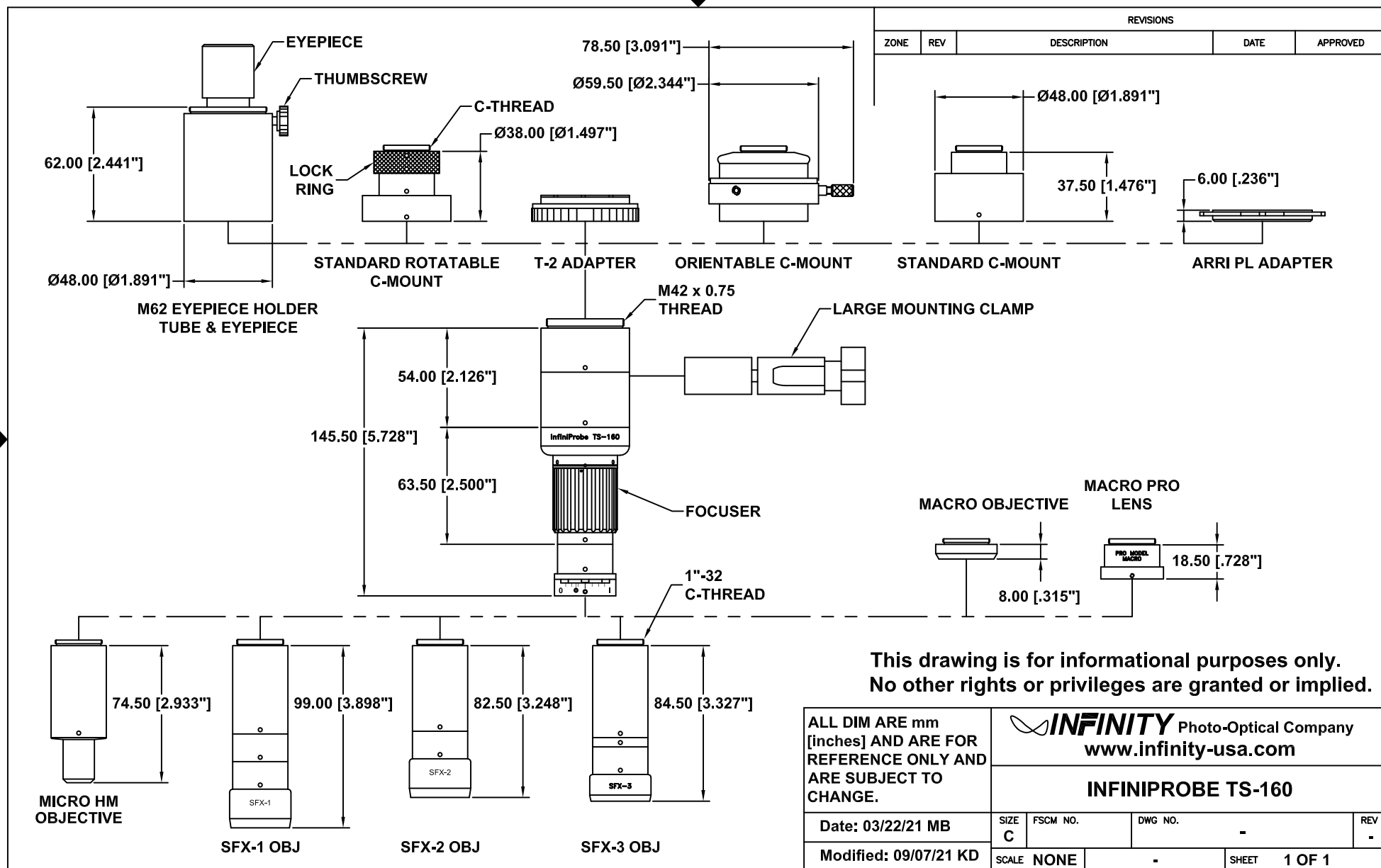
Date: 12/22/20 MB

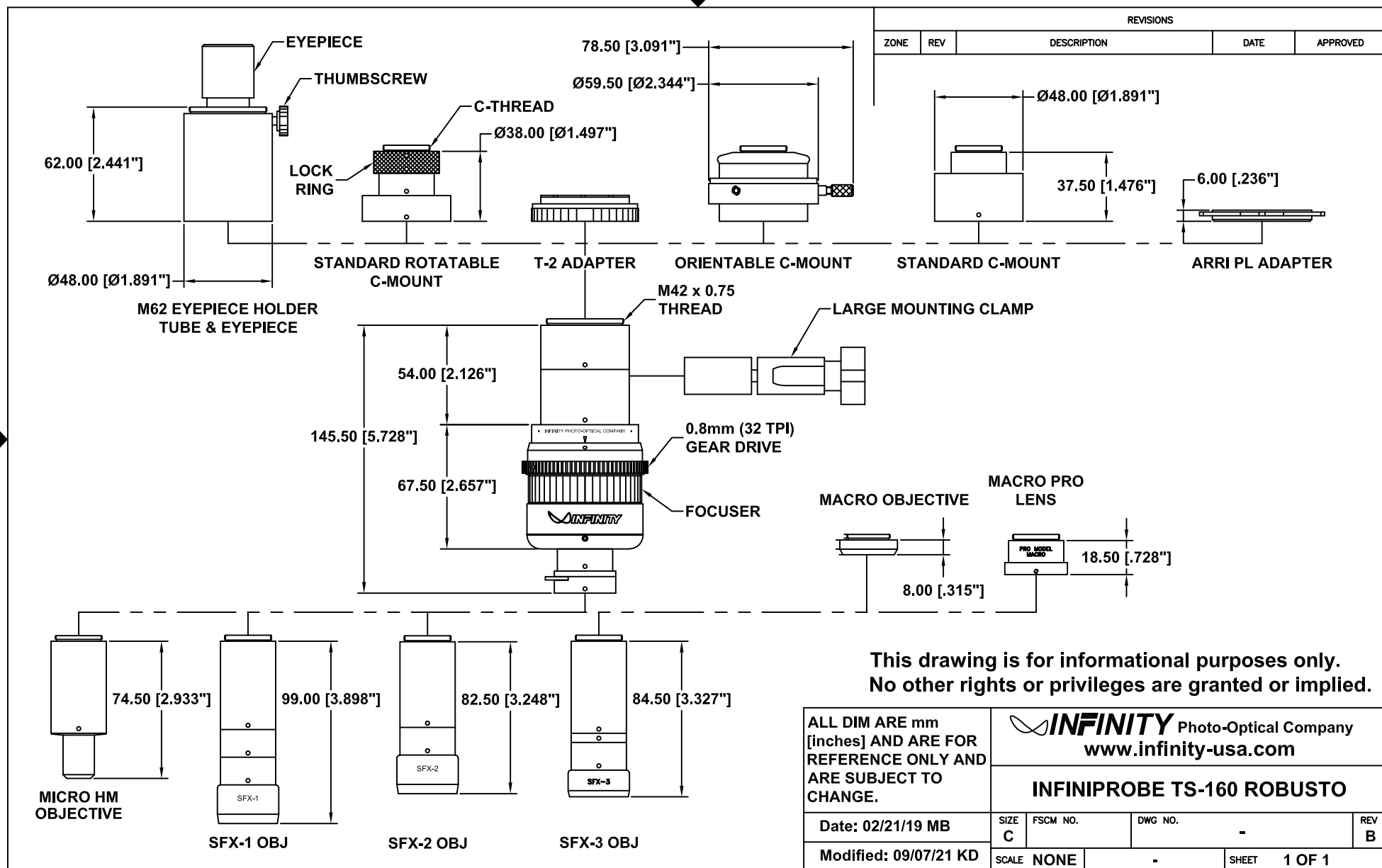
Modified:

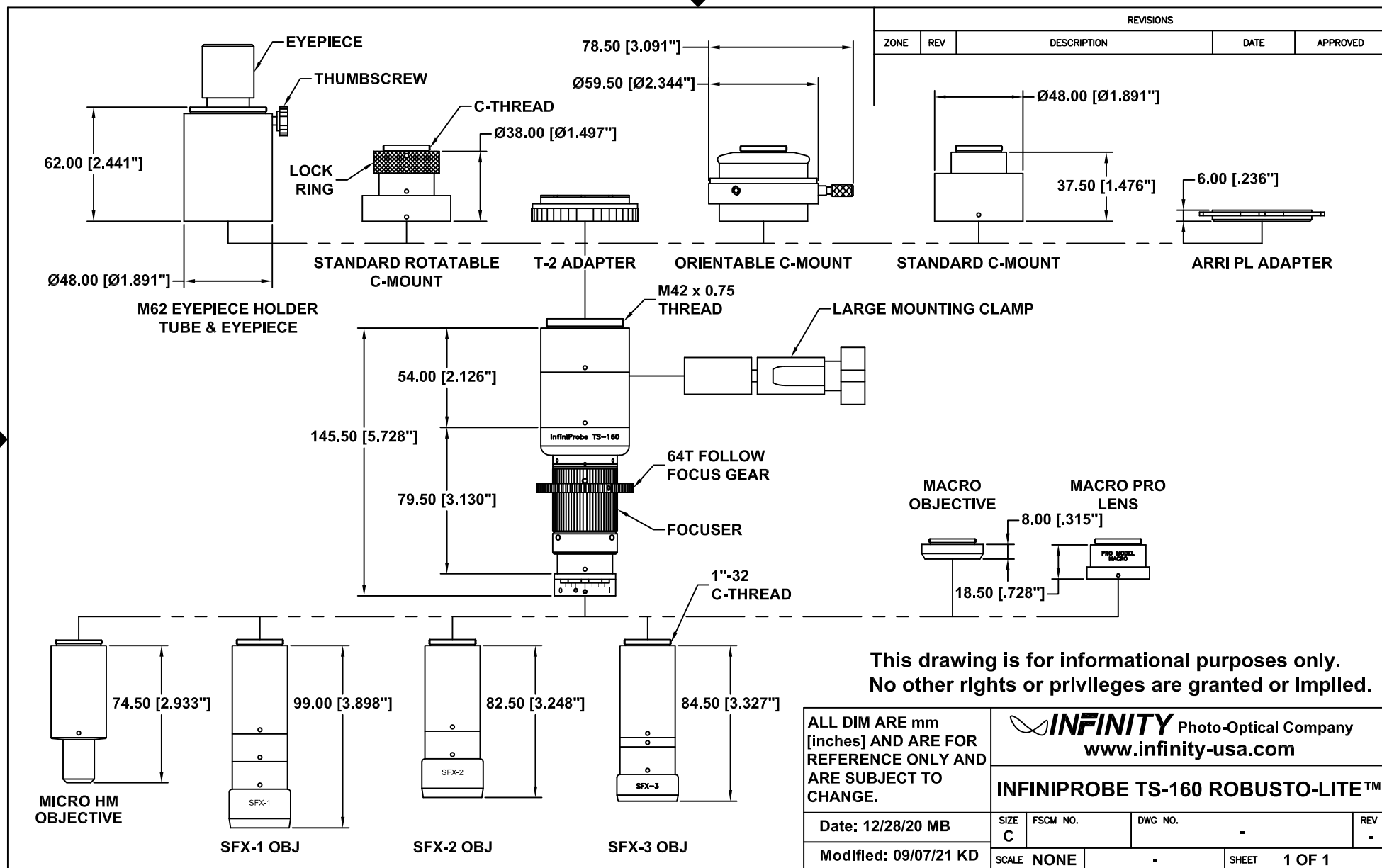
INFINITY Photo-Optical Company
www.infinity-usa.com

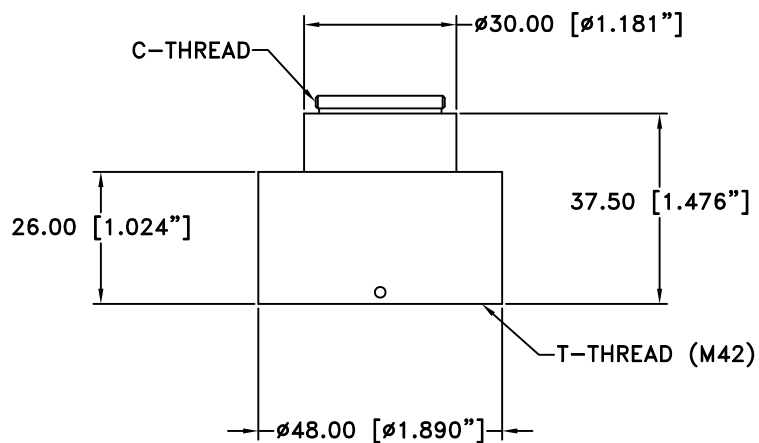
**INFINIPROBE TS-160 ROBUSTO LITE
w/MOUNTING BAR**

SIZE	FSCM NO.	DWG NO.	REV
B		-	-
SCALE	NONE	-	SHEET 1 OF 1

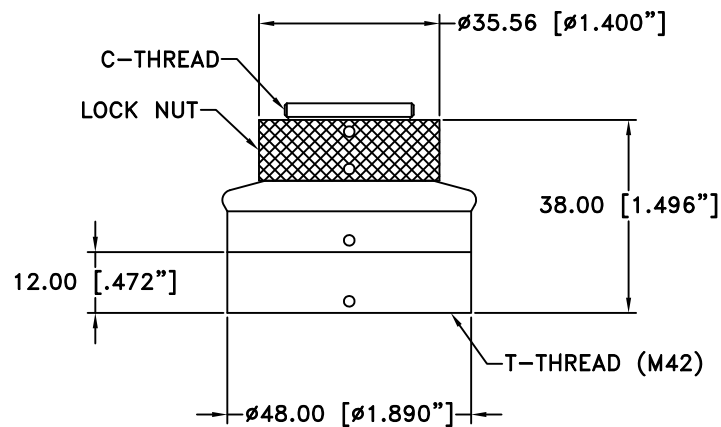




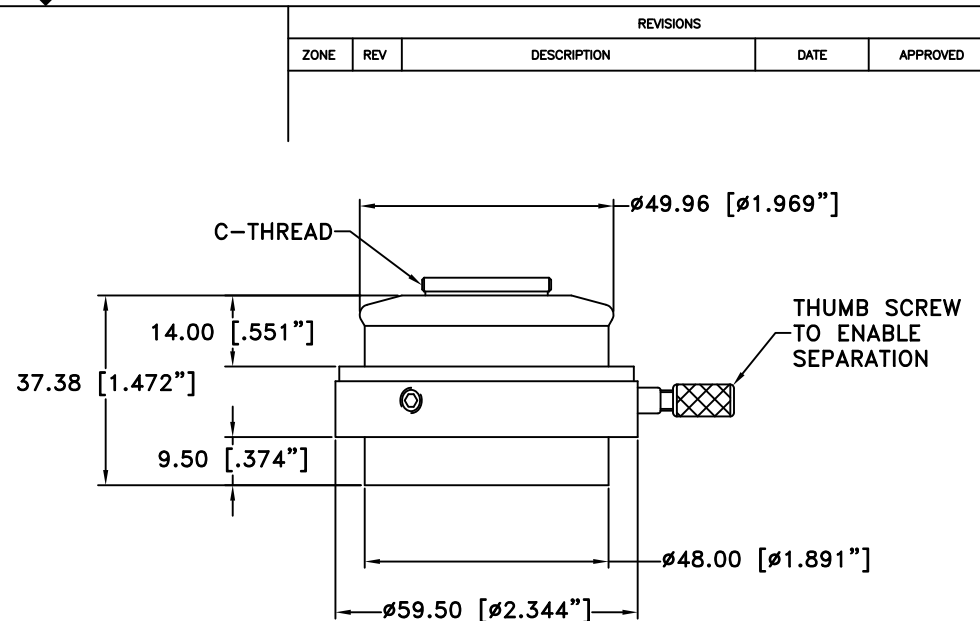




770507
C-MOUNT VIDEO ADAPTER




770511
STANDARD ROTATABLE C-MOUNT



770509
ORIENTABLE AND SEPARABLE
C-MOUNT VIDEO ADAPTER

**This drawing is for informational purposes only.
No other rights or privileges are granted or implied.**

ALL DIM ARE mm [inches] AND ARE FOR REFERENCE ONLY AND ARE SUBJECT TO CHANGE.		 INFINITY Photo-Optical Company www.infinity-usa.com			
		C-MOUNT VIDEO ADAPTERS			
Date: 10/30/17 MB	SIZE B	FSCM NO.	DWG NO.	-	REV -
Modified:	SCALE NONE	-	SHEET	1 OF 1	